

# The Citadel, The Military College of South Carolina Budget Request FY26

Briefing for the House Ways and Means Committee  
Higher Education & Technical Colleges Subcommittee

The Honorable Nathan Ballentine, Chairman

The Honorable Gilda Cobb-Hunter

The Honorable Bill Taylor

General Glenn M. Walters, USMC (Retired)

President, The Citadel

January 30, 2025

# Mission Statement

**The Citadel's mission is to educate and develop our students to become principled leaders in all walks of life**

# College Highlights

- Received 10 Year SACSCOC accreditation in 2024
- 88.9% of cadets at graduation in May 2024 were employed, serving in the military or continuing their education
- 4 Year Graduation Rate of 63.5% (compared to national average for public universities of 33%)
- 25,632 service hours completed during the previous academic year
- 161 cadets from the class of 2024 were commissioned to serve in the armed forces
- 111 ROTC scholarships were awarded for academic year 2024-2025, with the highest number of Army Reserve scholarships in the nation
- The Citadel Student Managed Investment Fund (SMIF) manages a portfolio of over \$2.1 million
- The Citadel Cyber Institute trains the next generation of principled leaders in the Cyber defense and offense workforce
- Pre-health/medicine Kenya Study Abroad Program served over 10,000 Kenyan patients
- Admission rates to medical school exceed the national average by more than 10%

# U.S. News and World Report Rankings

**BEST  
COLLEGES**

**U.S. News** & WORLD REPORT

**REGIONAL UNIVERSITIES  
SOUTH  
2025**

**#1 Regional Universities South** (Best Public University in the South for 14 consecutive years)

**#1 Best College for Veterans** - Regional Universities South

**#5 Best Value** - Regional Universities South

**#6 Undergraduate Teaching** - Regional Universities South

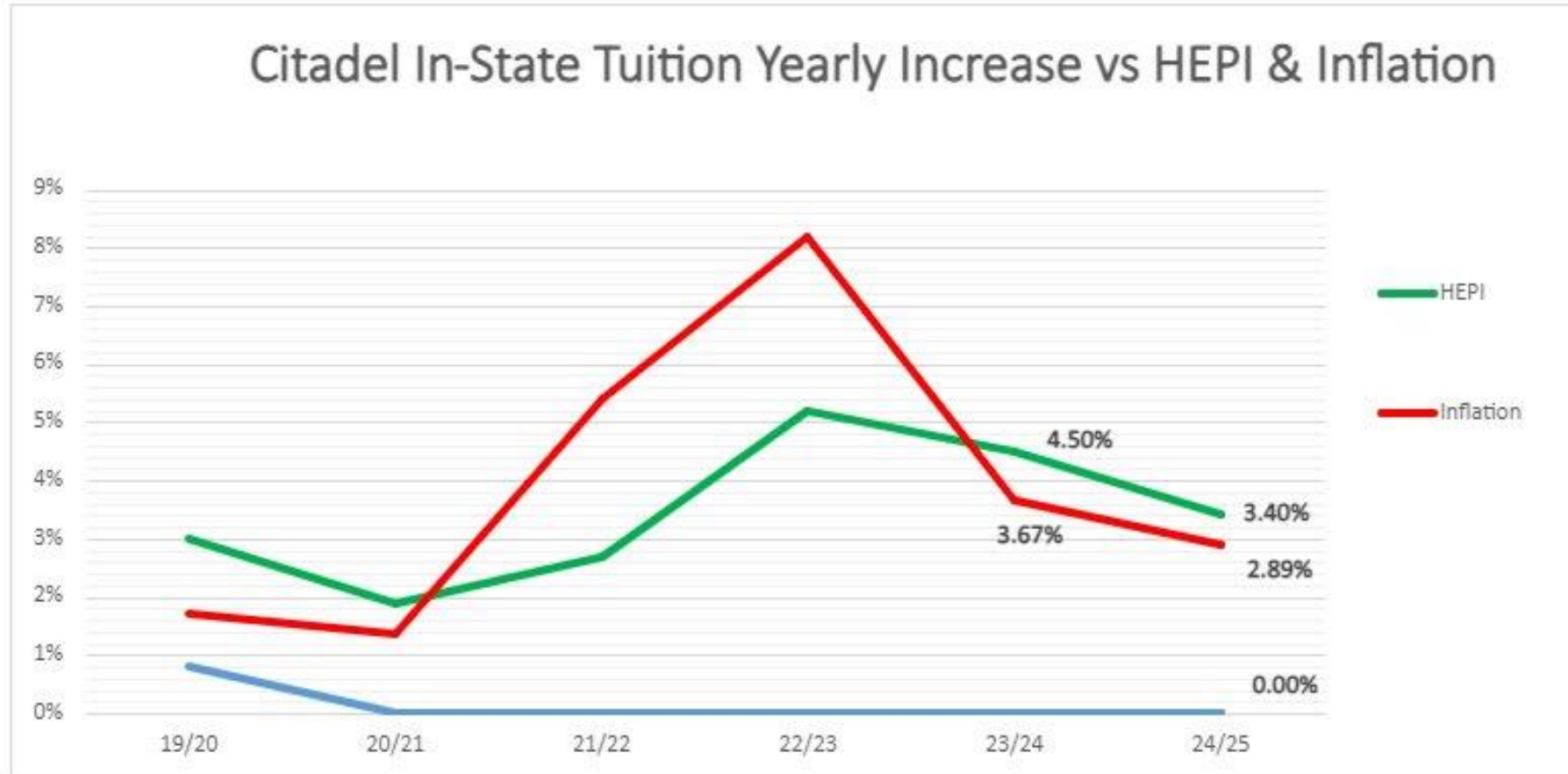
**#18 Best Undergraduate Engineering Programs** – Nationwide, Non-Doctorate

**#147 Best Undergraduate Business** – Nationwide

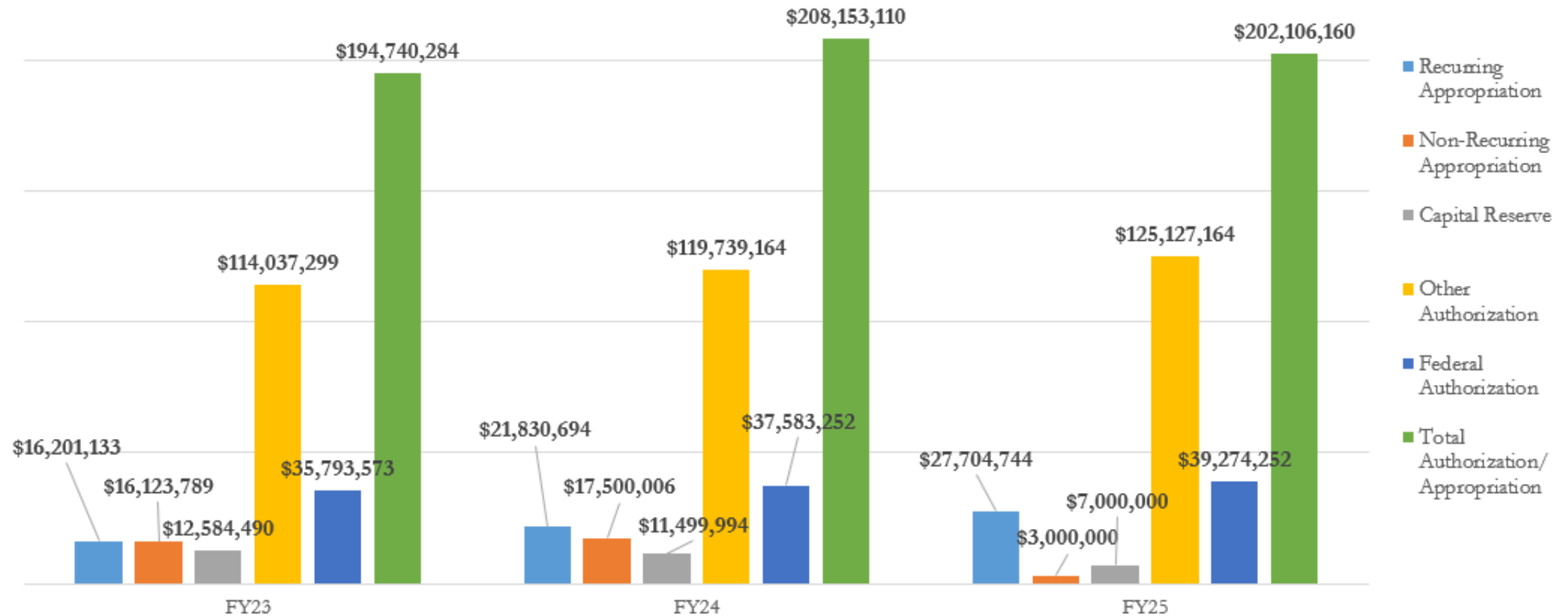
**#193 Best Undergraduate Computer Science** - Nationwide



# Six Year Tuition History



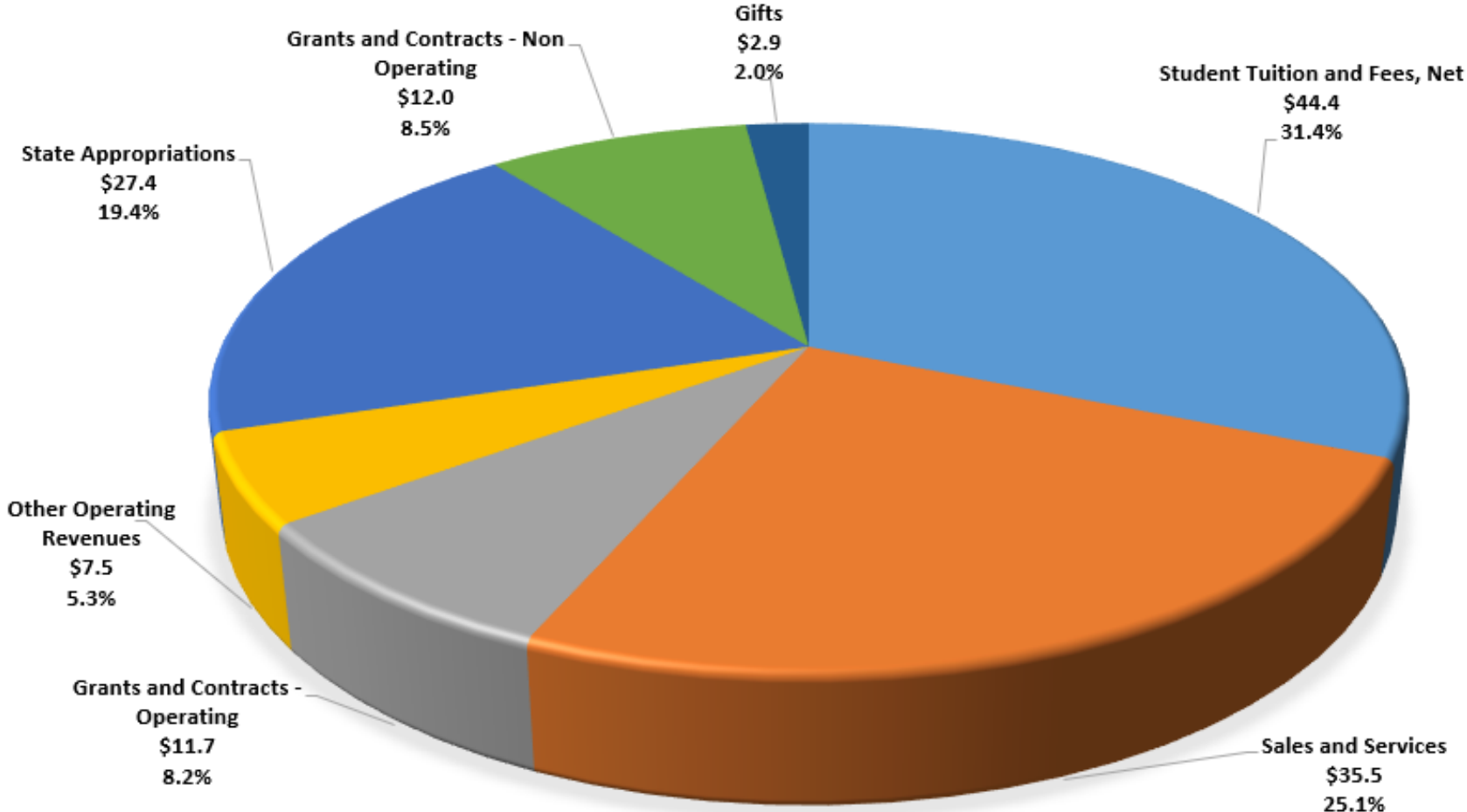
# Citadel Appropriations History



# FY25 Projected Revenue

(IN MILLIONS)

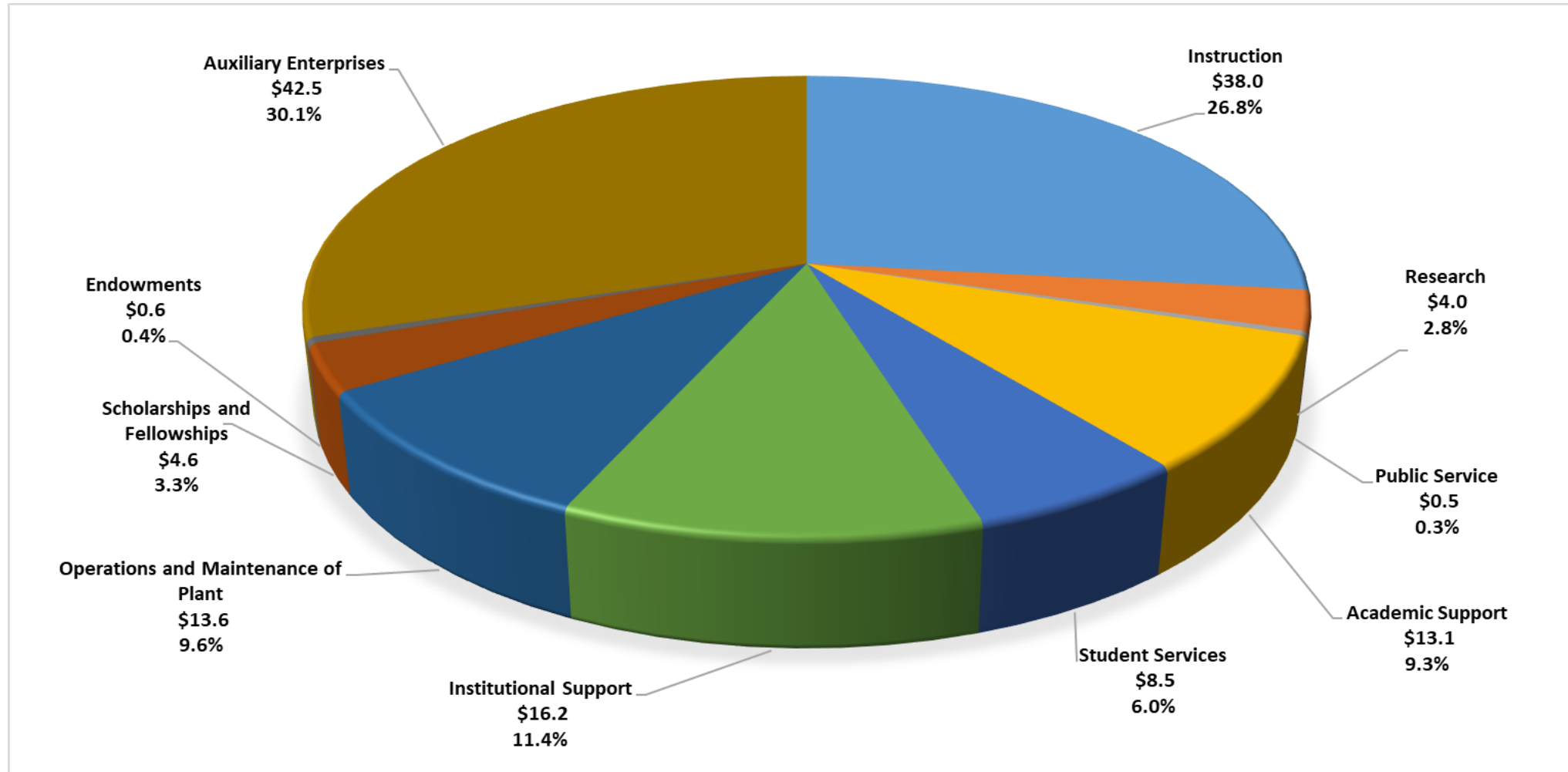
Total:  
\$141.5M\*



\*Does not include one-time appropriations

# FY25 Projected Expense (IN MILLIONS)

Total:  
\$141.5M





# FY26 Citadel Budget Requests Summary

Rank	Type	Request	Amount
1	Recurring	Tuition Mitigation	\$680,061
2	Recurring	Support for Cost of Living Increase	\$1,886,897
3	Recurring	General Maintenance	\$2,100,000
4	Capital	Engineering Building Replacement	\$15,000,000
5	Capital	Duckett Hall Renovation	\$20,185,031
6	Recurring	Funding for Two Strategic FTEs	\$200,000
7	Capital	Renovation & Replacement of Workforce Housing	\$7,000,000
8	Capital	Thompson Hall Renovation and Enhancement	\$33,000,000
9	Capital	Deas Hall Renovation	\$10,000,000
10	Recurring	Authorization Increase in Federal Funds	\$1,335,332
11	Recurring	Authorization Increase for Other Funds	\$4,254,332

# FY26 Recurring Requests

Request	Amount	Description of Request
Tuition Mitigation	\$680,061	Request would allow The Citadel to continue to have no increases in tuition for in-state students. <ul style="list-style-type: none"><li>mitigate HEPI increase of 3.4% for the current year</li></ul>
Support for Cost of Living Increase	\$1,886,897	Traditionally, the state provides 20% of any mandated COLA as supplemental appropriation to The Citadel. This, however, leaves The Citadel responsible for the other 80%.

# FY26 Recurring Requests

Request	Amount	Description of Request
General Maintenance	\$2,100,000	<p>Staying on top of the maintenance needs of our 100+ year old campus, located on the coast, is an ongoing endeavor. 53% of our buildings are more than 60 years old and require the type of intensive maintenance which has been affected by recent inflationary cost increases, including costs for skilled trade labor, utilities, and service contracts.</p> <p>These funds will allow us to bring our Facility Condition Index up to 80 within 10 years.</p>
Funding for 2 Strategic FTE's	\$200,000	<p><b>Associate Professor of Computer Science Education:</b> \$126,000 for salary and fringe. This will allow the School of Education to create a specialization under its current Master of Education in Interdisciplinary Education.</p> <p><b>Veteran School Certifying Official (SCO):</b> \$74,000 for salary and fringe. To provide the best possible service to our veterans and to remain within the VA's recommended ratios for SCO's, The Citadel would like to make hiring another SCO a priority.</p>

# FY26 Non-Recurring/Capital Requests

Request	Amount	Description of Request
Engineering Building Replacement	\$15,000,000	<p>Funding for replacing LeTellier Hall, which was built in 1936 to support 60 engineering students. With over 600 students currently enrolled in engineering programs and a projected growth in enrollment, the new building will allow The Citadel to house all engineering students comfortably in one location, ensuring a cohesive learning environment and producing top-notch engineers for South Carolina.</p> <p><b>CPIP: This project is #1 for FY24</b></p>
Duckett Hall Renovation	\$20,185,031	<p>Duckett Hall (c. 1969) houses pre-medical, pre-nursing, and pre-health professional studies and contains classrooms, laboratories, offices, and a small auditorium. The current HVAC system is in disrepair, the electrical system is at capacity and classroom/lab configurations are obsolete.</p> <p><b>CPIP: This project is #1 for FY26</b></p>

# FY26 Non-Recurring/Capital Requests

Request	Amount	Description of Request
Renovation & Replacement of Workforce Housing	\$7,000,000	To attract top-notch faculty and staff to the downtown Charleston area, The Citadel needs to provide attractive, affordable housing options. Since September 2020, median real estate prices in Charleston have risen 140% (Realtor.com 9/1/23), which makes finding housing unfeasible for many potential employees. Most of the 72 residential units on campus were built before 1955 and need renovation. They need roof repairs, window replacements, mechanical systems upgrades, and asbestos removal. <b>CPIP: This project is #2 for FY26</b>
Thompson Hall Renovation and Enhancement (School of Cyber, Computer Science, and Math)	\$33,000,000	Thompson Hall was built in 1938 and renovated in 2001, before the establishment of the Department of Cyber and Computer Sciences (2018) . The Citadel would now like to establish it as the School of Cyber, Computer Science and Math. Renovation of Thompson Hall at The Citadel will secure South Carolina’s position as a leader in cybersecurity, artificial intelligence, and advanced technological education. Enrollment continues to grow every year (420% increase since Fall 2020). <b>CPIP: This project is #1 for FY28</b>

# FY26 Non-Recurring/Capital Requests

Request	Amount	Description of Request
Deas Hall Renovation	\$10,000,000	<p>Deas Hall is a multi-use facility that holds classes for students in the Department of Health and Human Performance (HHP) and provides the entire college with indoor intramural, club, and recreational athletic activities. Deas Hall is also critical to the operations of the Office of the Commandant and ROTC units. It has not had significant upgrades since it was built in 1974. The renovation plans also include a rehabilitation and recovery space to support the health of our campus community.</p> <p>This is a new strategic initiative for the college</p>

# FY26 Federal Funds Request

Request	Amount	Source of Funding	Description
Authorization Increase for Federal Funds	\$1,335,332	Federal (no state dollars)	<p>Authorizes the institution act as a pass through for student financial aid and other federal dollars such as grants. This increase is estimated based on a HEPI increase of 3.4%.</p> <p>Total Federal Funds Authorization:</p> <ul style="list-style-type: none"> <li>• FY22: \$34,852,554</li> <li>• FY23: \$35,793,573</li> <li>• FY24: \$37,583,252</li> <li>• FY25: \$39,274,252</li> </ul>

# FY26 Other Funds Request

Request	Amount	Source of Funding	Description
Authorization Increase for Other Funds	\$4,254,332	Institution (no state dollars)	<p>Authorizes the institution to increase spending as necessary based on increased costs outside of the institution’s control. This increase is estimated based on a HEPI increase of 3.4%.</p> <p>Total Other Funds Authorization:</p> <ul style="list-style-type: none"> <li>• FY22: \$111,039,240</li> <li>• FY23: \$114,037,299</li> <li>• FY24: \$119,739,164</li> <li>• FY25: \$125,127,164</li> </ul>



# FY26 FTE Requests

The Citadel has no FTE requests

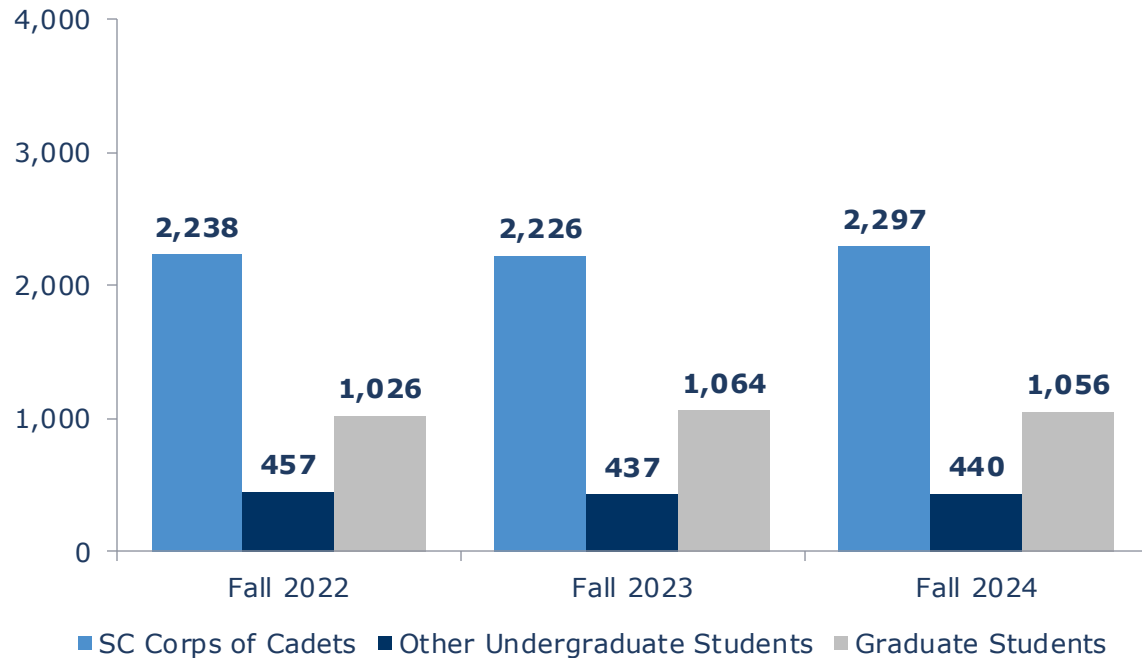
# FY26 Proviso Requests

The Citadel has no proviso requests

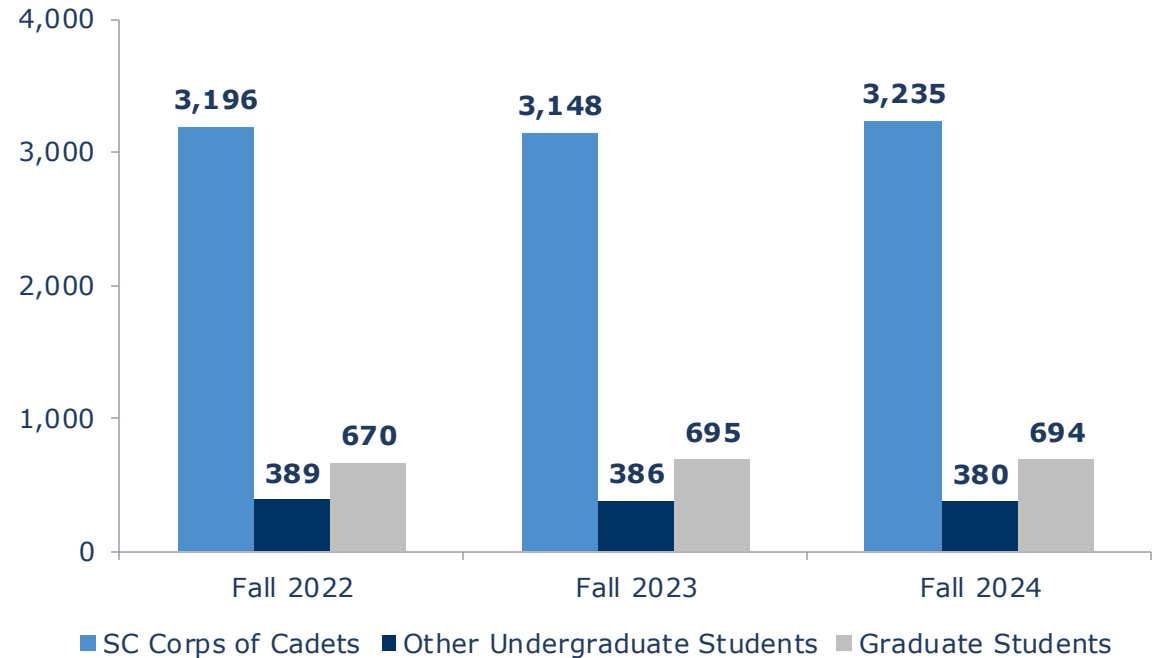
# Appendix

# Student Enrollment Headcount vs. FTE

### Headcount Enrollment



### FTE Enrollment

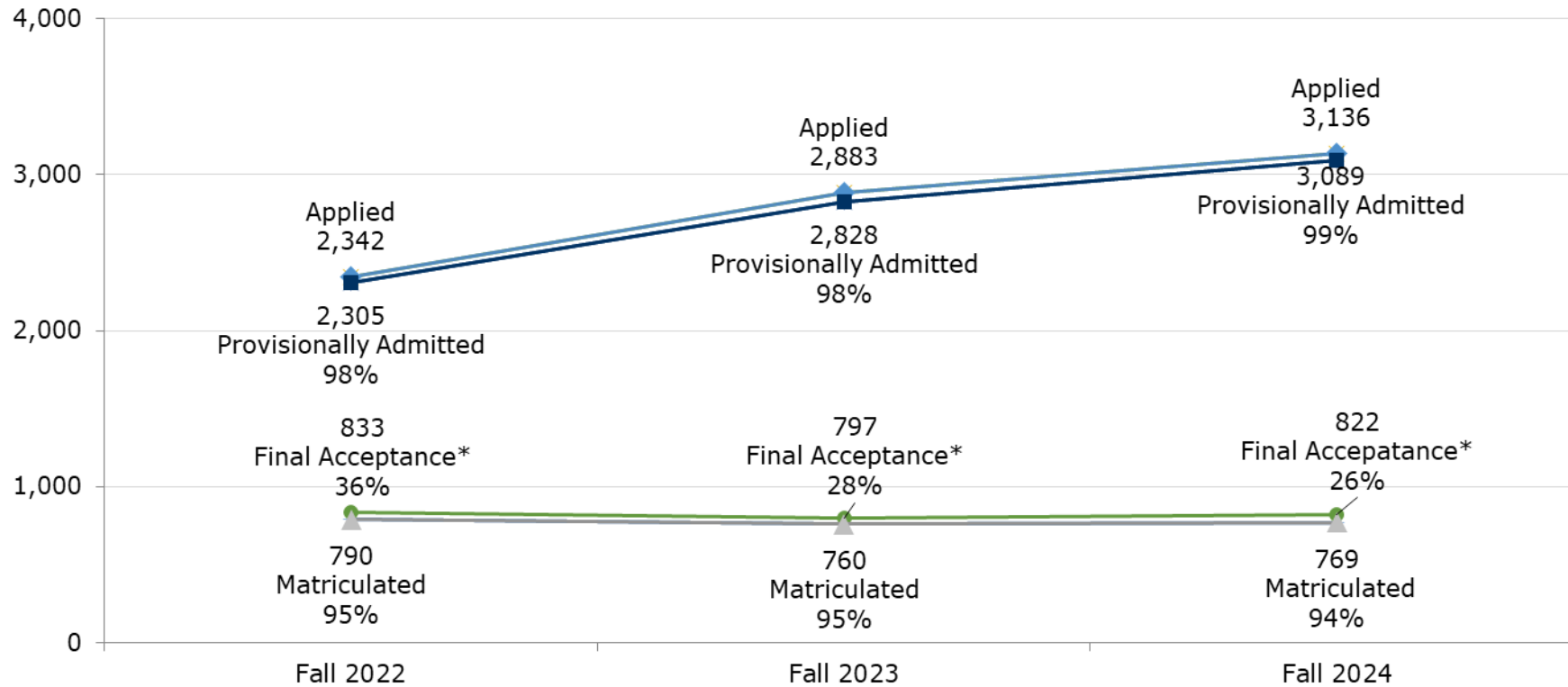


**Notes:**

- 1) Other Undergraduate Students include Active Duty, Veteran, College Transfer Program, Transient and Fifth Year Day Students
- 2) Enrollment as of the college's official census date
- 3) FTE is defined: 1 Undergraduate FTE = 12 credit hours; 1 Graduate FTE = 9 credit hours

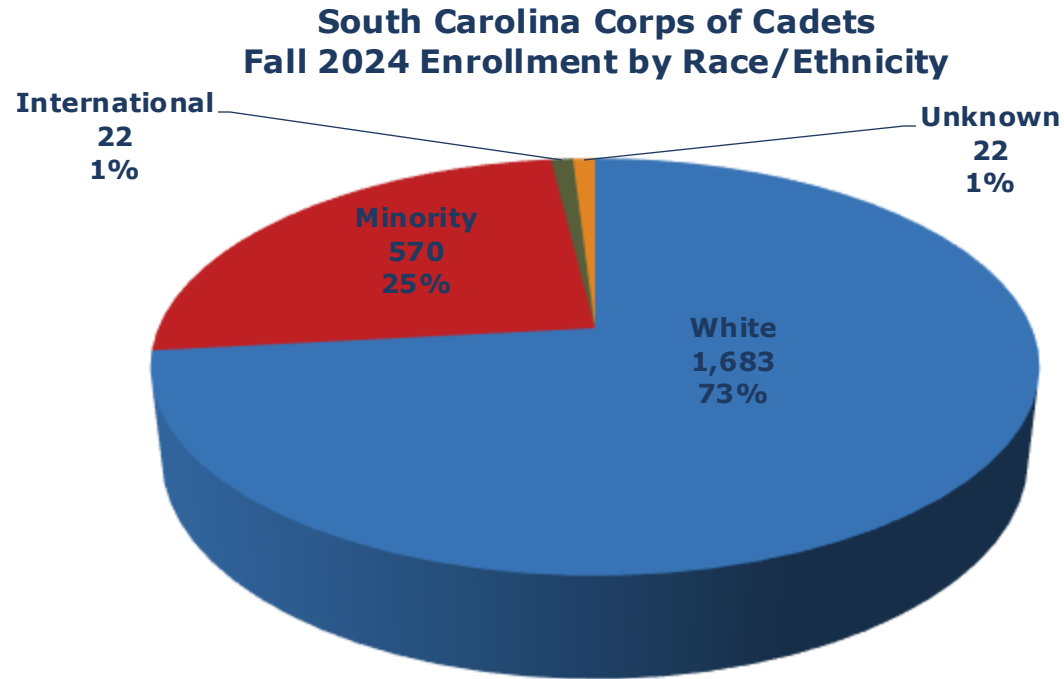
# Cadet Application Funnel: Completed Applications, Provisionally Admitted, Final Acceptance, and Matriculated

Applied, Provisionally Admitted, Final Acceptance, and Matriculated  
South Carolina Corps of Cadets



\*Final Acceptance is based on Academics, Character, and Medical Clearance.

# Minority Student Enrollment

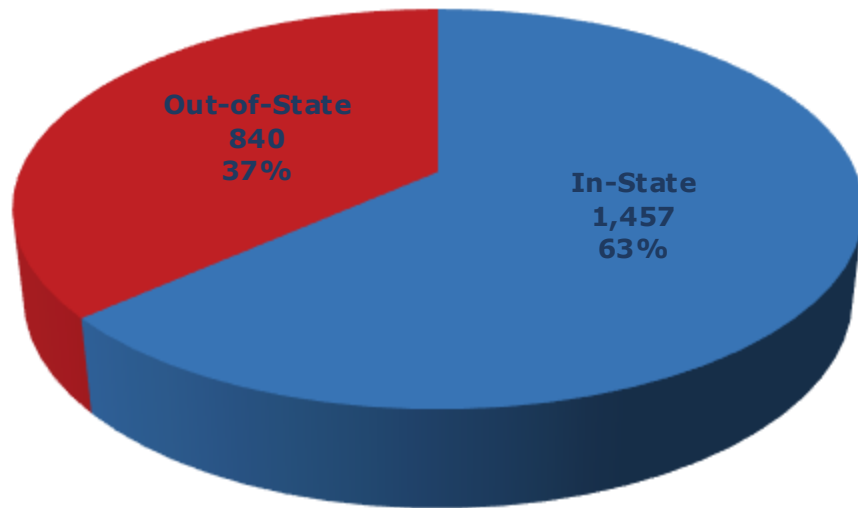


American Indian or Alaskan		Asian		Black or African American		Hispanic		More Than 1 Race		Native Hawaiian or Pacific Islander		Total	
#	%	#	%	#	%	#	%	#	%	#	%	#	%
9	2%	50	9%	186	33%	218	38%	99	17%	8	1%	570	100%

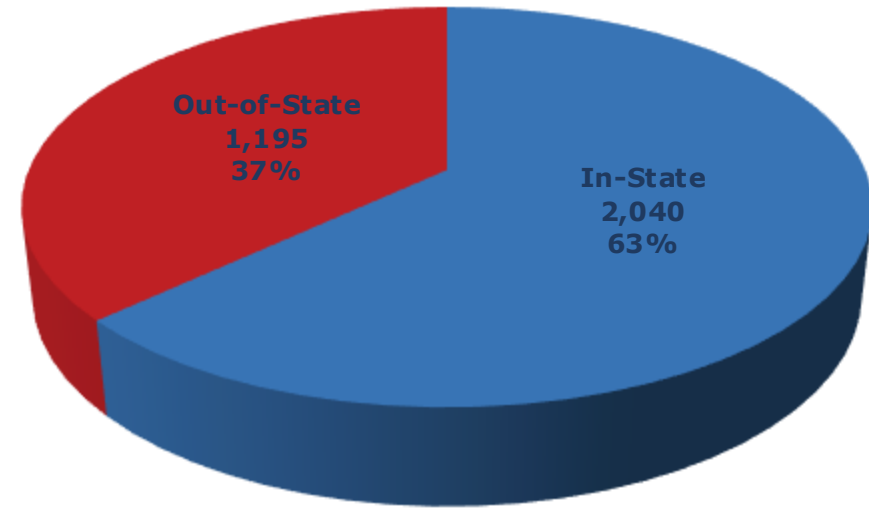
Note: 1) Enrollment as of the college's official census date

# Student Enrollment In-State/Out-of-State

**South Carolina Corps of Cadets  
Fall 2024 Headcount by Residency**



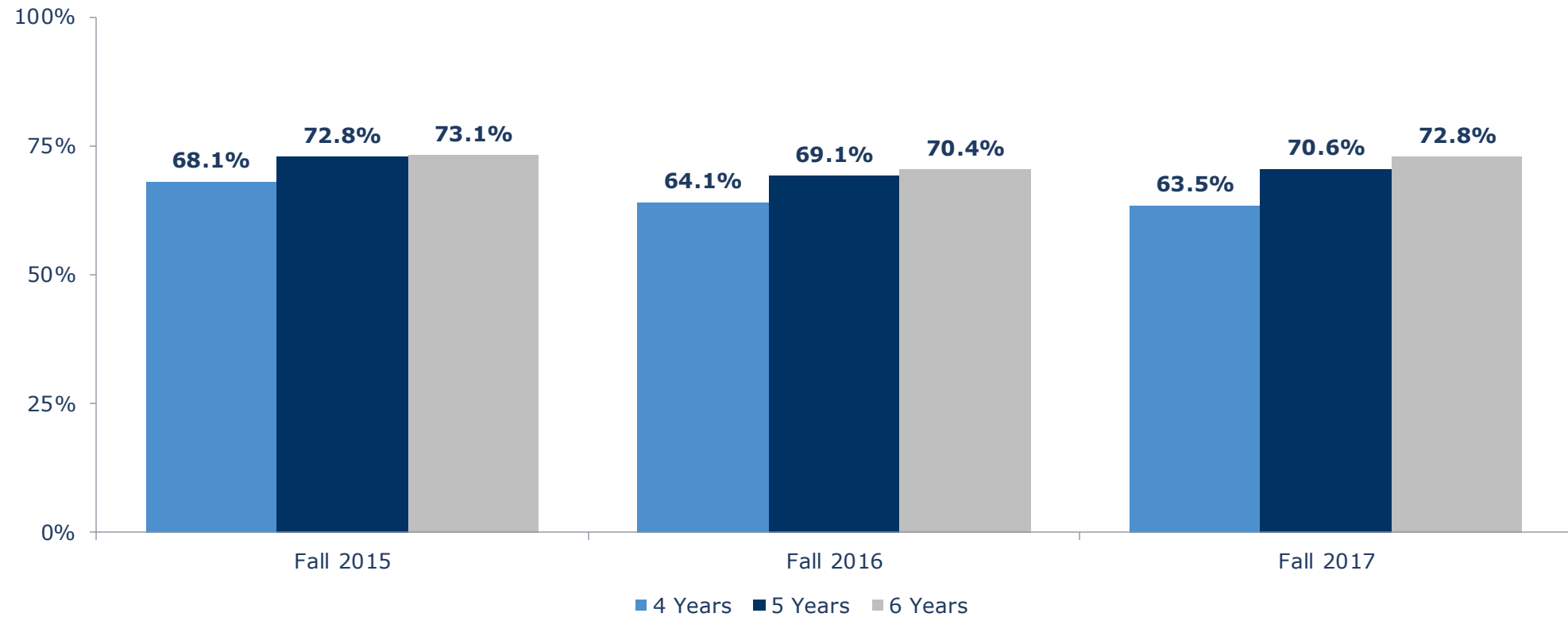
**South Carolina Corps of Cadets  
Fall 2024 FTE by Residency**



*Notes:*

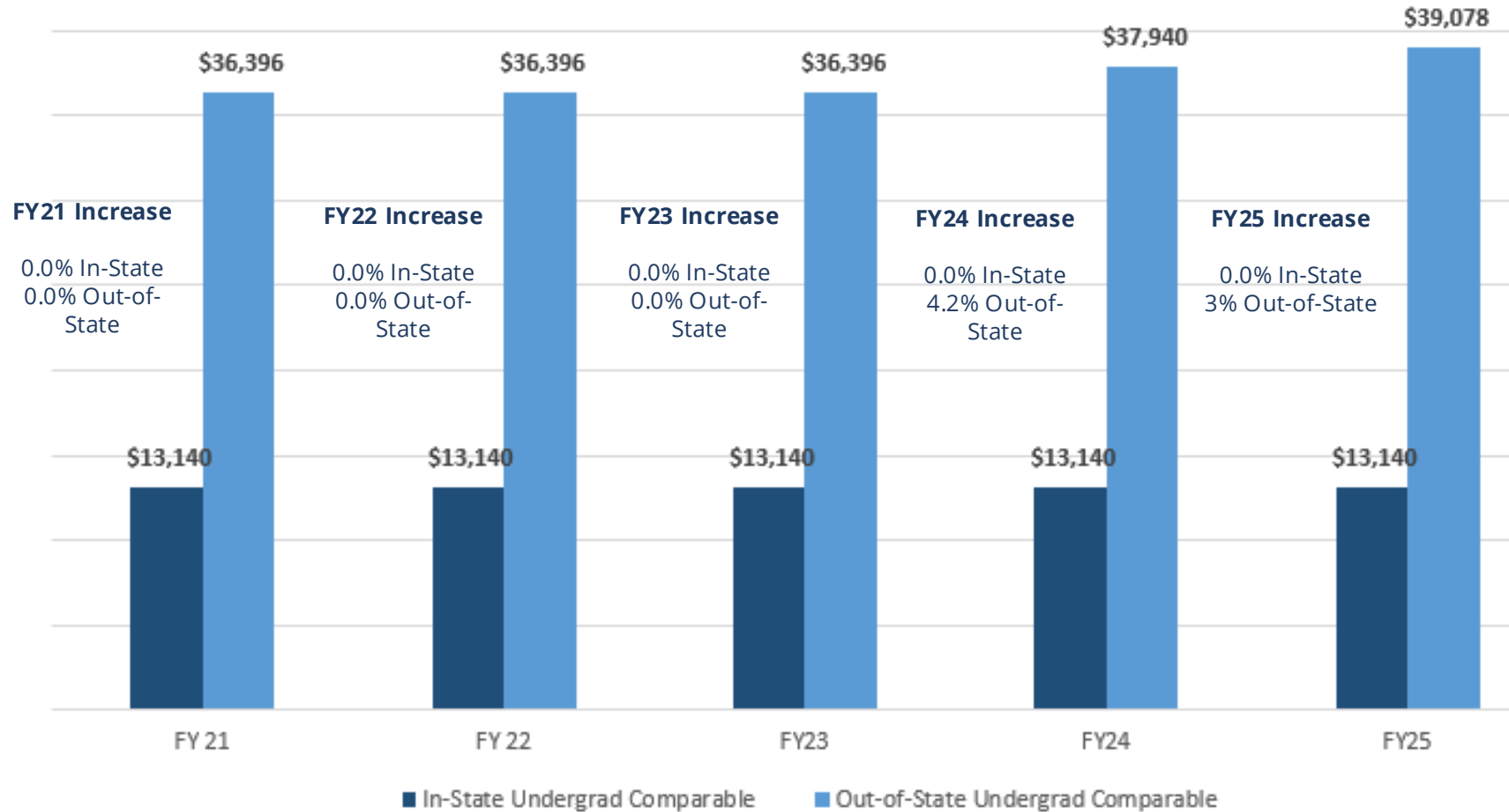
- 1) Enrollment as of the college's official census date.
- 2) FTE is defined: 1 Undergraduate FTE = 12 credit hours; 1 Graduate FTE = 9 credit hours.

# Student Graduation Rates





# Five Year Tuition History (Annual Comparable Costs)



# Detailed Tuition & Fees 2024-25, South Carolina Corps of Cadets

## Fulltime Undergraduate

Mandatory Fees	In-State	Out-of-State
Registration	\$ 24	\$ 24
Debt Service (Capers)	\$ 1,000	\$ 1,756
E&G (Other) Fee	\$ 8,356	\$ 33,538
Instructional Technology	\$ 130	\$ 130
Athletic Operations Fee	\$ 2,714	\$ 2,714
Athletic Facility Fee	\$ 346	\$ 346
Infirmary	\$ 570	\$ 570
<b>Subtotal</b>	<b>\$ 13,140</b>	<b>\$ 39,078</b>

Auxiliary Fees	In-State	Out-of-State
Room	\$ 4,462	\$ 4,462
Board	\$ 5,243	\$ 5,243
<b>Subtotal</b>	<b>\$ 9,705</b>	<b>\$ 9,705</b>
Laundry	\$ 670	\$ 670

Leadership Lab	In-State	Out-of-State
Freshmen	\$ 1,208	\$ 1,208
Upperclassmen	\$ 1,040	\$ 1,040

Deposit (Quartermaster)	In-State	Out-of-State
Freshman	\$ 9,740	\$ 9,740
Upperclassmen	\$ 3,123	\$ 3,123

Total All-In Costs	In-State	Out-of-State
Freshmen	\$ 34,463	\$ 60,401
Upperclassmen	\$ 27,678	\$ 53,616

# Detailed Tuition & Fees 2024-25, Citadel Graduate College

## College Transfer Program

Tuition and College Fees	In-State	Out-of-State
Application Fee	\$ 40	\$ 40
Registration Fee	\$ 15	\$ 15
Credit Hour Fee/hr	\$ 500	\$ 930
Technology Fee	\$ 75	\$ 75

## Graduate

Tuition and College Fees	In-State	Out-of-State
Application Fee	\$ 40	\$ 40
Registration Fee	\$ 15	\$ 15
Credit Hour Fee/hr	\$ 700	\$ 1,020
Technology Fee	\$ 75	\$ 75

## Online Degree Programs

Tuition and College Fees	In-State	Out-of-State
Registration Fees	\$ 15	\$ 15
Graduate Credit Hour Fee/hr	\$ 700	\$ 700
Undergraduate Credit Hour Fee/hr	\$ 500	\$ 500
Technology Fee	\$ 75	\$ 75
Infrastructure Fee	\$ 75	\$ 75

### The Citadel Graduate College includes:

- College Transfer Program
- Graduate Programs
- Online (Graduate/Undergraduate) Programs

# Scholarships and Grants (FY24)

2024 Scholarship/Grant Type	Awards	Dollars	Percentage of Total
Pell Grant	556	\$2,997,664	8.2%
Supp Education Opportunity Grants	102	\$112,126	0.3%
HOPE, Life, Palmetto, Space, & Need-Based	948	\$5,139,966	14.0%
Institutional Scholarships	1,751	\$14,725,337	40.1%
SC National Guard CAP	91	\$406,314	1.1%
ROTC Scholarships			
Army	310	\$9,170,425	24.9%
Navy/Marines	98	\$3,265,422	8.9%
Air Force	43	\$905,584	2.5%
<b>Total:</b>	<b>3,899</b>	<b>\$36,722,838</b>	<b>100%</b>

# Outstanding Debt

Bond Name	Issue Date	Financing Purpose	Initial Debt Issuance	Balance as of June 30, 2024	Maturity Date	FY25 Debt Service
Series 2015 Revenue Bond	6/22/2015	Student Housing (Law Barracks)	\$13,940,000	\$4,580,000	4/1/2029	\$1,014,842
Series 2015 Athletics Facilities Bond	6/30/2015	Stadium Skybox, Club Level, Readiness Center	\$11,950,000	\$6,360,000	2/1/2031	\$1,077,012
Series 2021A General Obligation State Institution Bond	1/28/2021	Capers Hall Construction	\$30,505,000	\$27,330,000	4/1/2040	\$2,356,300
<b>Total</b>				<b>\$38,270,000</b>		<b>\$4,448,154</b>

# Employees

The Citadel has 1,072 full-time and temporary employees with a total payroll of about \$85 million.

## 618 Full-Time Employees

214 Full Time Faculty

404 Full Time Staff

## 454 Temporary Employees

121 Hourly Workers

113 Adjunct Faculty

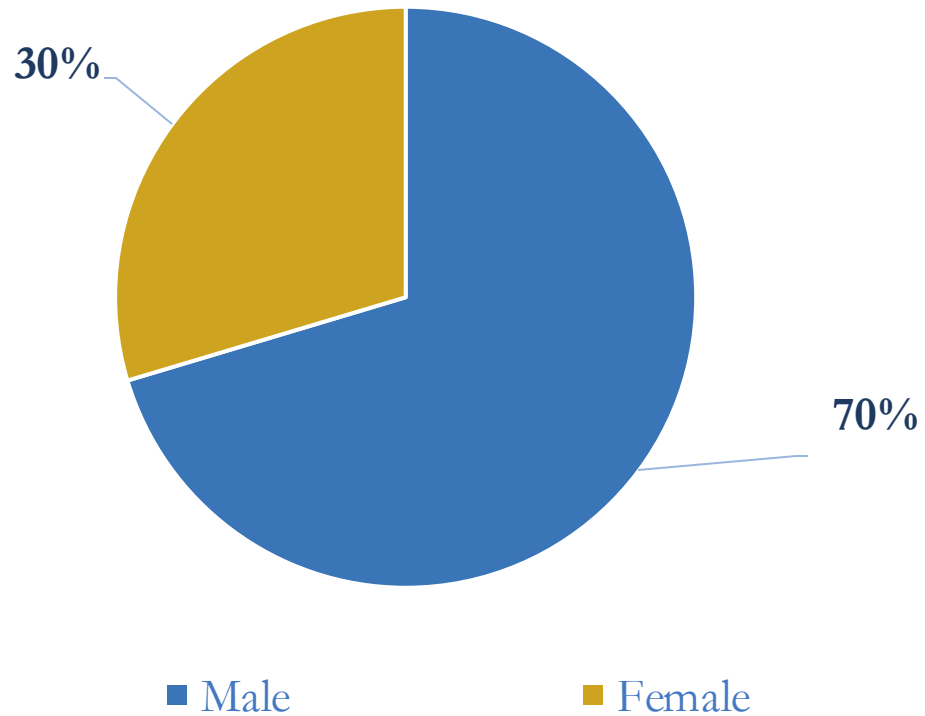
211 Student Workers

9 Grant Funded Workers

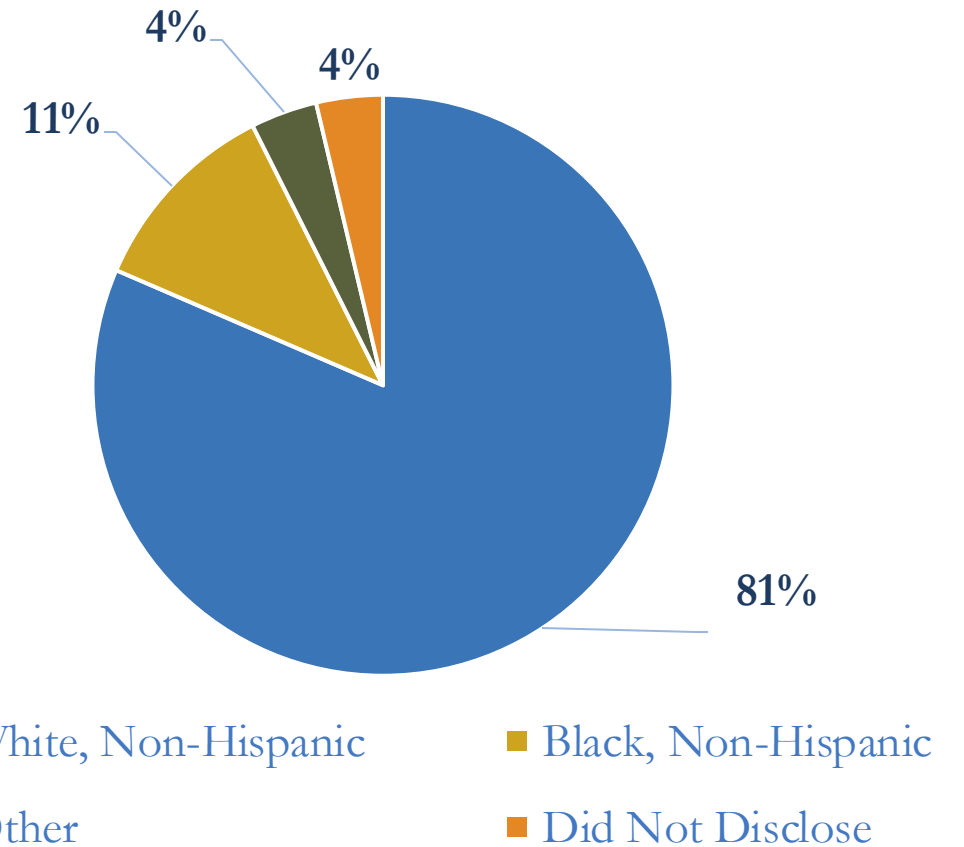
	<b>FY26 FTEs</b>	<b>Authorized</b>	<b>Vacant</b>
State FTEs		269.64	26.83
Federal FTEs		0	0
Other FTEs		402.11	92.41
<b>Total FTEs</b>		<b>671.75</b>	<b>119.23</b>
Note: As reported in the system of record on November 1, 2024.			

# Senior Administration Demographics

Senior Administration by Gender

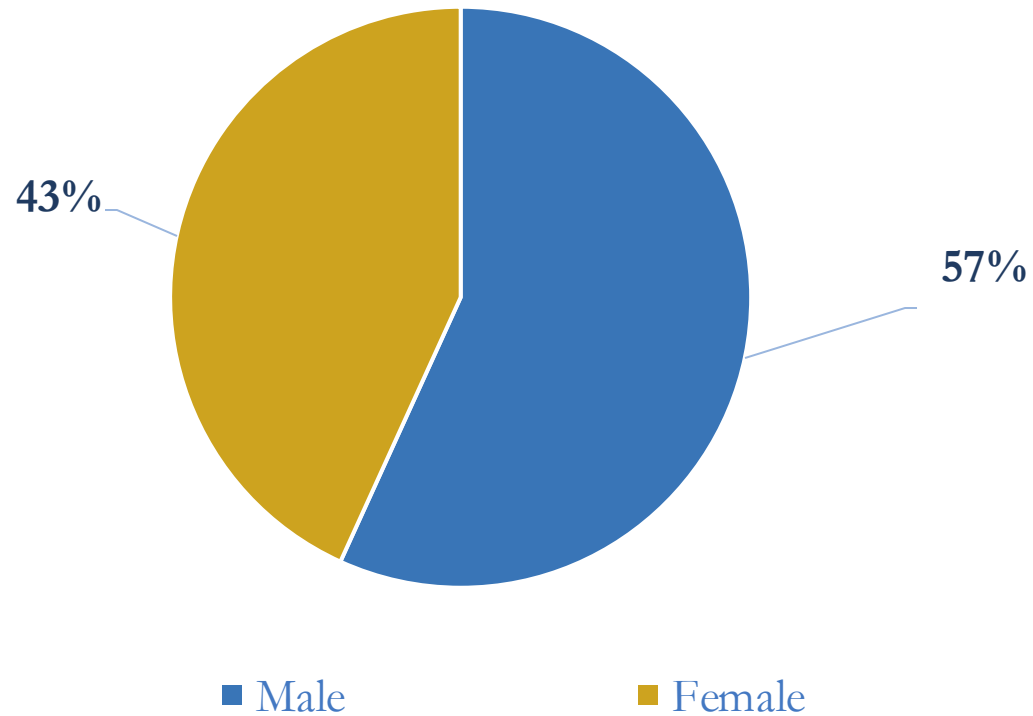


Senior Administration by Race

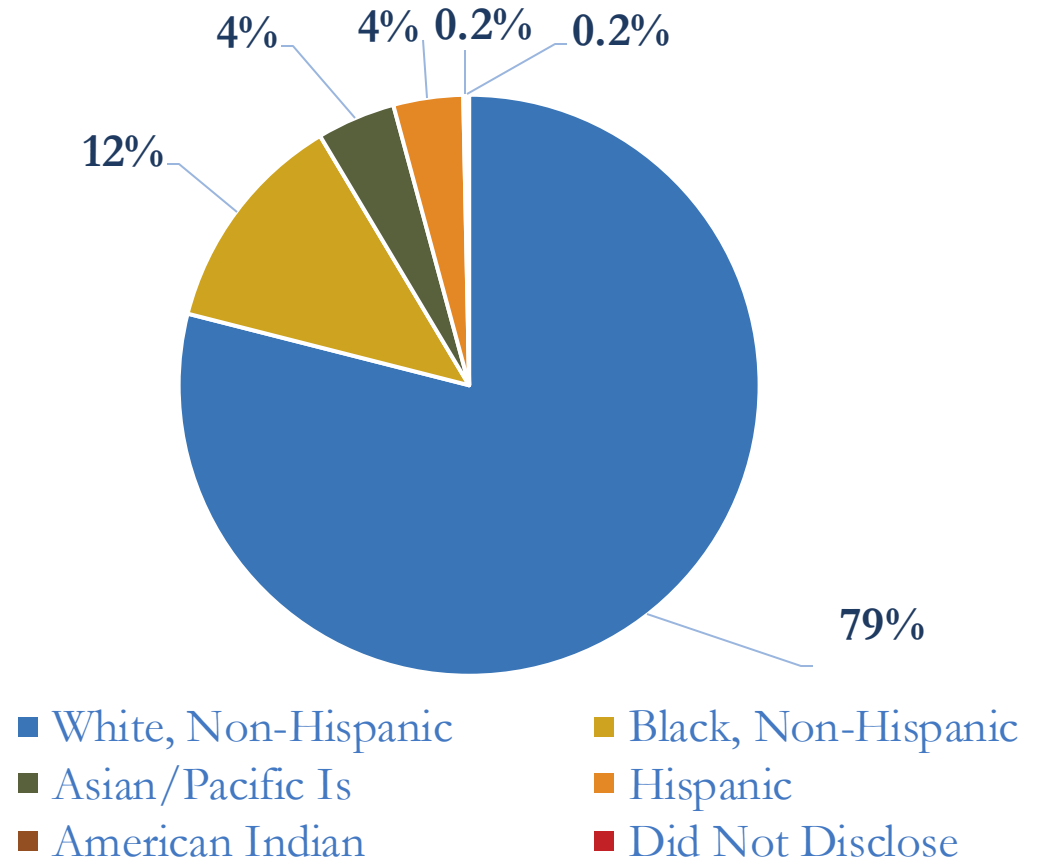


# Faculty/Staff Demographics

FTE Faculty/Staff by Gender



FTE Faculty/Staff by Race





# Open Capital Projects

H09-	Capital Projects	Status	Amount	Balance	Source of Funds
9611	Academic Building (Capers Hall)	Phase II approved; Construction complete; in closeout/warranty	\$67,074,358	\$1,330,226	State Institution Bonds, Capital Improvement Fees, Institutional Capital Project, Capital Reserve Funds & Gifts
9612	New School of Business-Bastin Hall	Phase II approved; Construction complete; in closeout/warranty	\$25,840,000	\$192,173	Gifts
9618	D. Library HVAC Replacement	Phase II approved; Construction In Progress	\$3,050,000	\$47,400	Gifts
9622	Byrd Hall Renovation	Phase II approved; Construction complete; in closeout/warranty	\$2,500,000	\$72,306	Capital Reserve Funds
9623	Stevens Barracks Renovation	Phase II approved; under construction	\$23,962,000	\$6,138,477	Barracks Reserve Funds
9624	Fire Pump & Water Tank Replacement	Phase II approved; under construction	\$2,550,000	\$132,410	State Appropriations (Maintenance)
9625	Engineering Replacement Building	Phase I approved	\$1,300,000	\$424,158	Appropriate State Proviso 118.19
9626	201-203 Richardson Ave. Renovation/Addition [in Phase II approval-changed name to <b>Krause School of Leadership and Ethics Reno/Addition</b> ]	Phase II approved	\$3,753,270	\$3,408,618	Gifts
9627	Johnson Hagood Stadium East Stands Reconstruction	Phase II approved	\$5,000,000	\$4,865,274	Gifts

# Open Capital Projects

H09-	Capital Projects	Status	Amount	Balance	Source of Funds
9628	Reno of Workforce Housing	Phase I approved	\$90,000	\$13,930	Appropriate State Funds (FY25 Proviso 118.20)
9629	Duckett Hall Renovation-Utility Upgrades	Phase II approved	\$3,000,000	\$2,852,270	Capital Reserve Funds, Appropriate State Funds (Nonrecurring proviso 118.20)

# Capital Renewal

- The Citadel developed its own Capital Renewal program in 2014 - Asset Management
  - Completed an analysis of all E&G, Auxiliary, Athletics and Barracks on campus
  - Provided a clear picture of condition, remaining life expectancy and projected costs
  - Established the immediate maintenance needs and long-term funding levels required to keep The Citadel's facilities and infrastructure in good condition
  - Additional third-party Capital Renewal assessments have been completed since 2020.
- 2025 Capital Renewal
  - In addition to Capital projects included in the CPIP, The Citadel typically allocates \$1.5-2.0M for Capital Renewal
  - In FY25, The Citadel will spend \$1.5M on Capital Renewal projects and in total will spend \$8.88M on maintenance needs (in-house labor & projects).
  - The Capital Renewal E&G Facility Condition Index for The Citadel is 70.
  - The Citadel's 2025 E&G Capital Renewal needs a total of \$115M. 80% of current E&G need is \$92M.
  - If The Citadel is provided an additional \$2.1M in recurring Capital Renewal funding, we can bring our Facility Condition Index up to 80 within 10 years.



THE CITADEL



COLLEGE OF CHARLESTON

FY 2025-2026 Budget Presentation  
House Ways and Means Committee  
January 30, 2025

Representative Nathan Ballentine, Chairman  
Representative Gilda Cobb-Hunter  
Representative Bill Taylor  
Terikah Staggers, Budget Analyst

# FALL UPDATE

- Tuition
  - Resident – no increase for 5 years
  - Non-resident – 3.95% increase
- FY25 base appropriation increase of \$4 million
- Employee cost of living adjustment = \$1.04 million
- Employer health plan = \$504,340
- Record undergraduate enrollment

# Highlights

- School reorganization 7/1/24:
  - School of Natural and Environmental Sciences
  - School of Engineering, Computing, and Mathematics
- Phi Beta Kappa Society
- Simons Center for the Arts Opened
- New Executive MBA Program
- Moody's Issuer Credit Rating Upgrade
- Record-breaking philanthropy
- Orchestra's debut at the Kennedy Center
- 3 faculty members received Fulbright US Scholar Program awards

# APPROPRIATION HISTORY



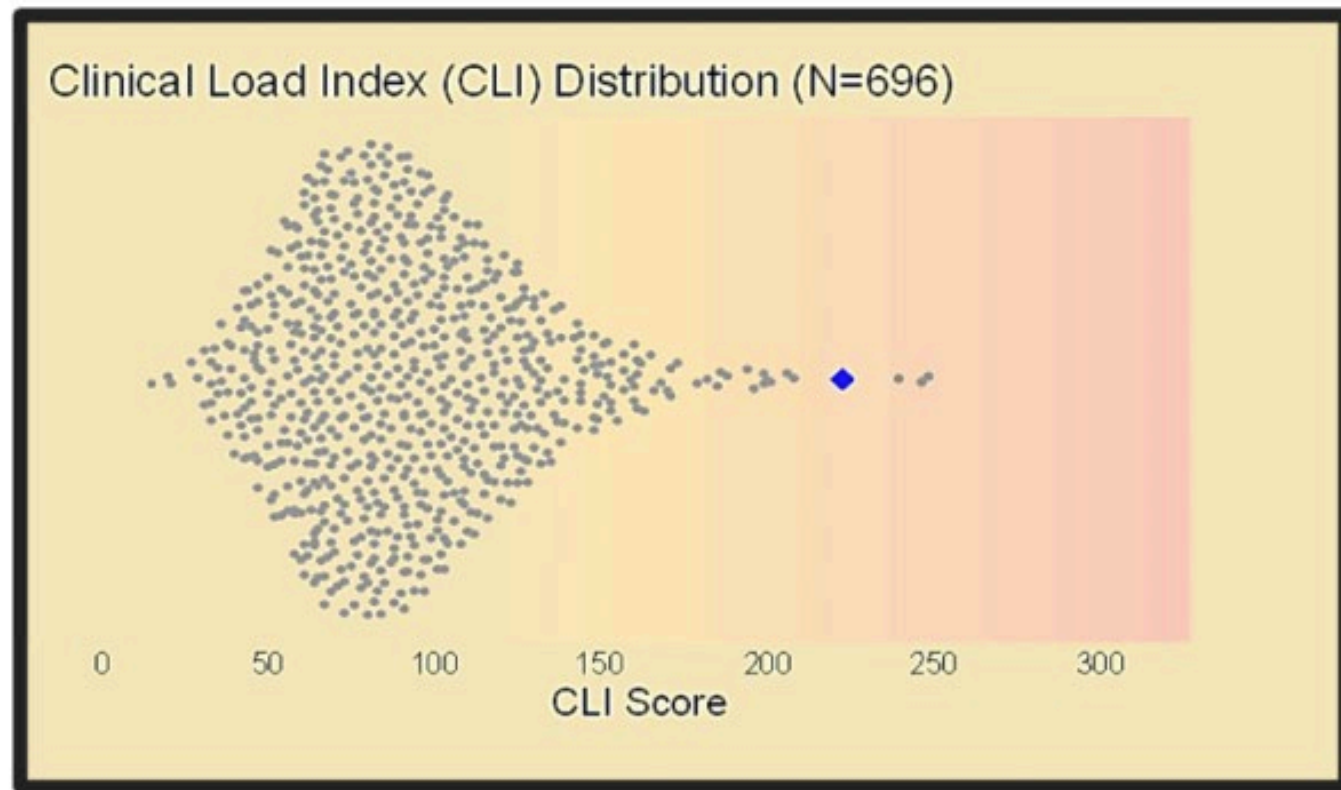
	Recurring State Funds	Nonrecurring /Capital	Other	Federal	Total Funds
<b>Fiscal Year 2025</b>	\$55,050,648	\$10,000,000	\$223,062,766	\$19,500,000	\$307,613,414
<b>Fiscal Year 2024</b>	\$47,806,518	\$16,500,000	\$223,062,766	\$19,500,000	\$306,869,284
<b>Fiscal Year 2023</b>	\$40,634,968	\$12,500,000	\$208,629,889	\$19,500,000	\$281,264,857
<b>Fiscal Year 2022</b>	\$33,463,082	\$10,729,884	\$212,332,882	\$19,500,000	\$276,025,848
<b>Fiscal Year 2021</b>	\$30,814,507		\$226,620,231	\$19,500,000	\$276,934,738



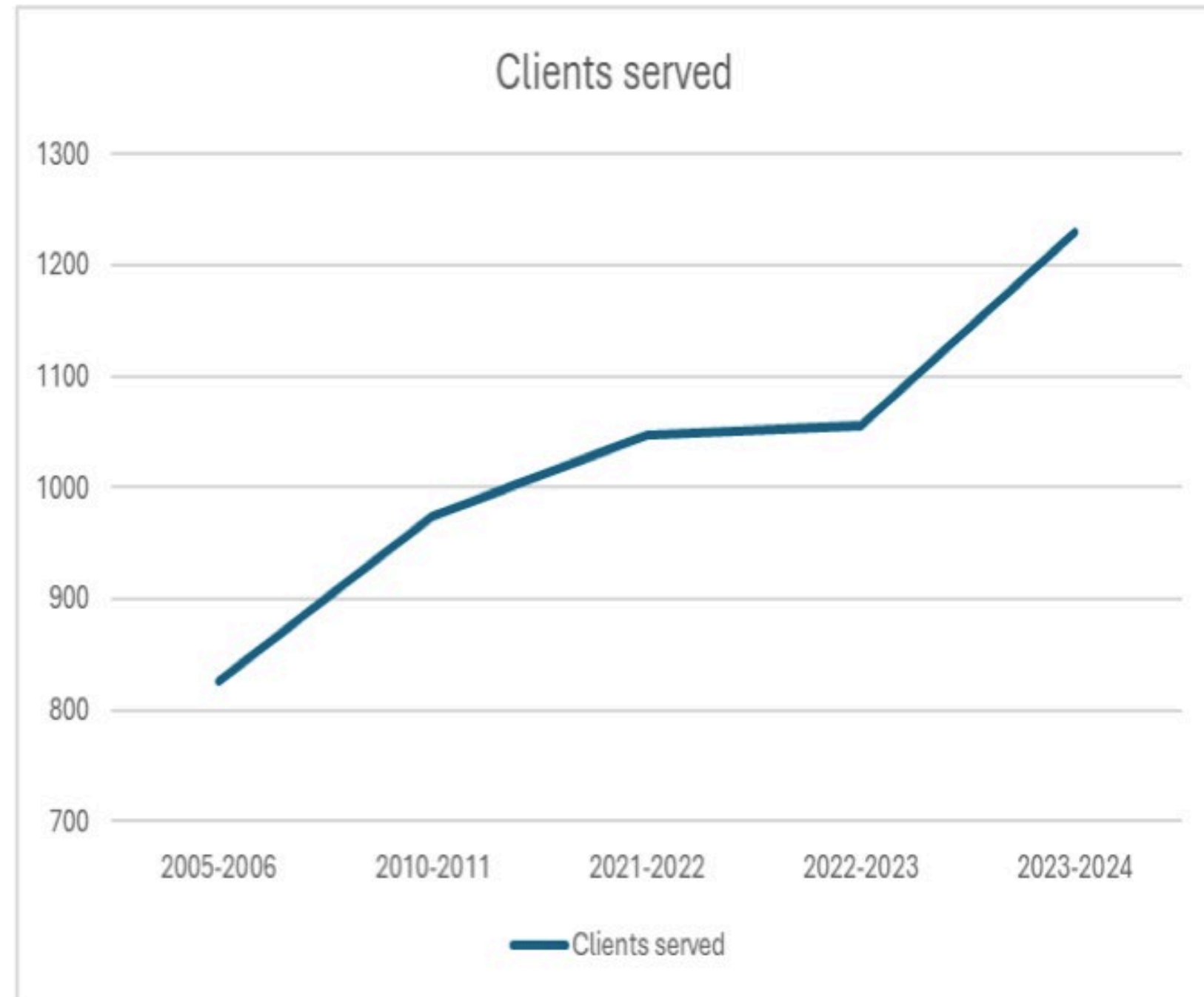
# TUITION INCREASE HISTORY

Fiscal Year	Resident	Nonresident
2024-2025	0.00%	3.95%
2023-2024	0.00%	3.00%
2022-2023	0.00%	4.00%
2021-2022	0.00%	3.44%
2020-2021	0.00%	0.00%

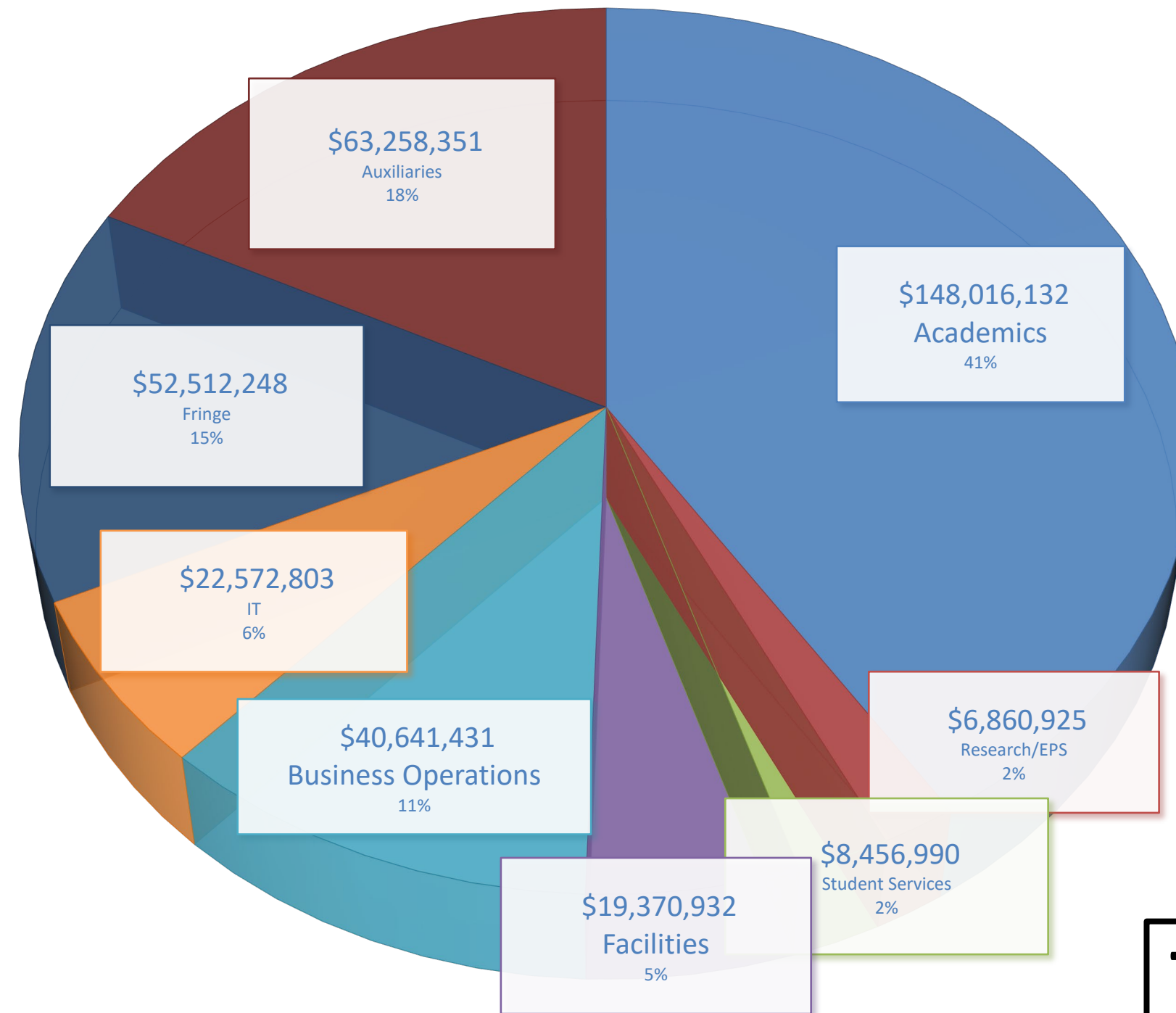
# Proposed student wellness Fee



- The current Student Health Services fee is \$85/semester.
- The amount needed to meeting student/parent demand is \$140/semester.

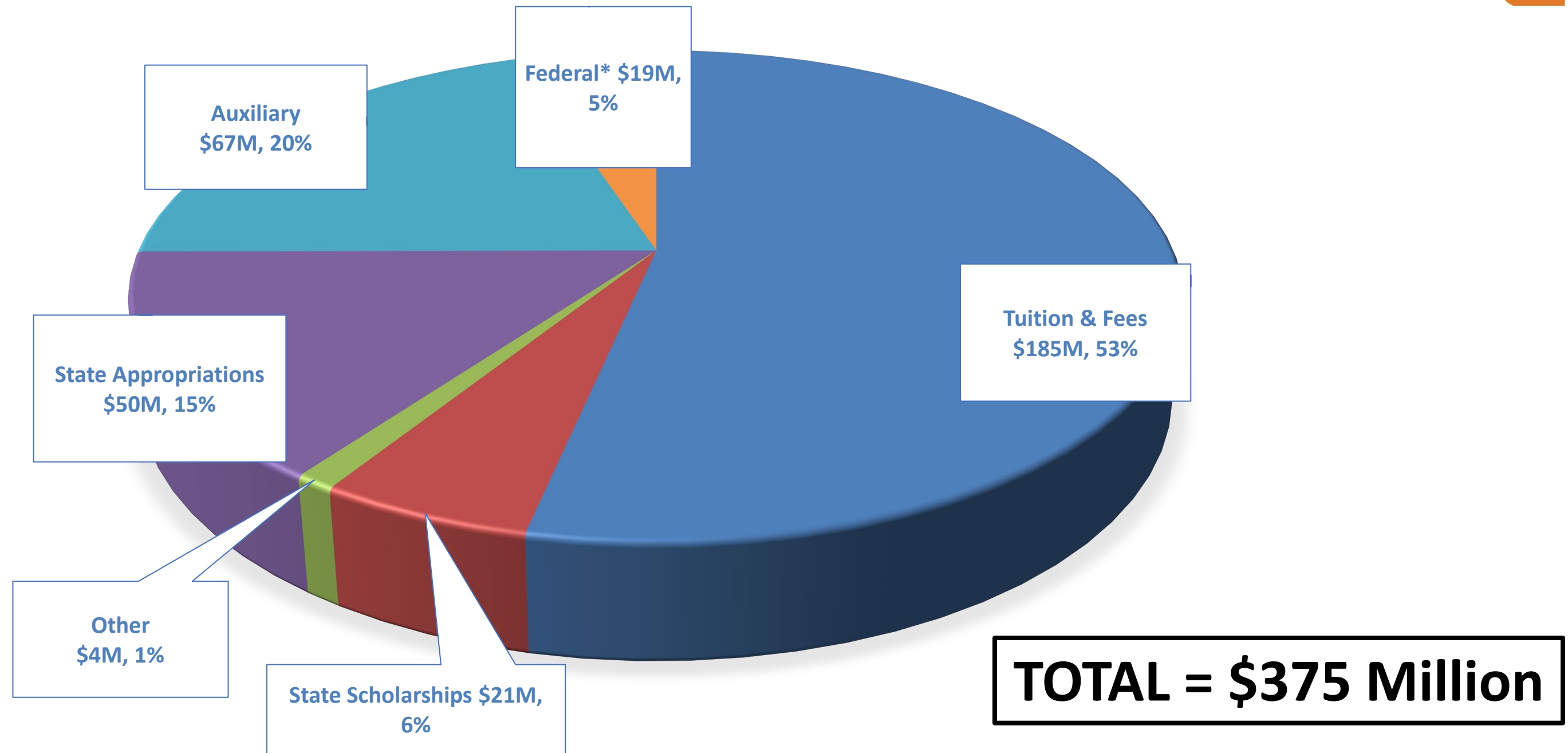


# FY25 PROJECTED CURRENT EXPENSES



**TOTAL = \$362 Million**

# FY25 PROJECTED CURRENT REVENUE



# FY 2026 \$4.9M RECURRING REQUEST



- Cost of doing business in the Charleston metropolitan area
  - Charleston is one of the most expensive cities to live in South Carolina
  - Housing
  - Labor Market Pressures
  - Transportation & Logistics: Infrastructure Costs
  - Utilities & Environmental Costs
  - Insurance, Risk Management, & Emergency Preparedness
  - Student Expenses & Economic Impact
- This increase is supported by the methodology from Form H, gathered by Office of State Budget
  - This is a blended number from Higher Education Price Index (HEPI), CPI for urban areas and observed actual increases (i.e. 6.4% increase in leases, projected 8% increase in utilities, 3.5% increase in IT contracts)

# FY 2026 NON-RECURRING REQUEST



**None**

# FY 2026 CAPITAL REQUEST




## Admissions Recruitment Center - \$20 million

- 25,000sf facility to better serve prospective students
- Applications have increased 156% since 2019 (or 20,000+ applications during this 5 year period), with current projections exceeding 32,000 for the second consecutive year
- Record-breaking interest has led to unprecedented demand for campus visits
- Since 2019 the college has more than doubled the number of on campus visitors, surpassing 30,000 individuals in the last academic year.
- Current facility is shoehorned into a repurposed 1970s-era residence hall dining facility, which no longer meets the needs of prospective students or their families.
- Total project cost - \$30 million



# FY 2026 CAPITAL REQUEST (continued)



## Robert Scott Smalls Renovation - \$32.6 million

- Classrooms, faculty & administrative offices, and student services
- 1991 = last major renovation
- MEP repairs/replacements
- Window replacements
- ADA compliant restroom upgrades
- Interior finish upgrades
- Space conversions for academic use
- HVAC replacement





# FY 2026 CAPITAL REQUEST (continued)



## Maybank Hall Renovation - \$20.5 million

- Classrooms and faculty/staff
- Serves approximately 5,500 students each day
- 2007 - Limited renovation
- Exterior renovation – roof, parapet, windows
- Moisture issues
- Replace MEP systems
- Add fire sprinklers
- Upgrade elevators
- Upgrade restrooms for ADA compliance
- Refresh/replace interior finishes
- Upgrade/replace classroom technology & furniture



# FY 2026 CAPITAL REQUEST (continued)



## Thaddeus Street Education Center Renovation - \$23 million

- Classrooms and faculty/staff
- Constructed in 1980, no significant renovations
- Serves 4,400 students each day
- Envelope deficiencies
- Replace MEP systems
- Upgrade elevators
- Add fire sprinklers
- Upgrade restroom for ADA compliance
- Refresh/replace interior finishes
- Upgrade/replace classroom technology and furnishings




# FY 2026 FEDERAL FUNDS, OTHER FUNDS, AND FTE REQUESTS



- **None**

# PROVISO REQUEST

- **None**



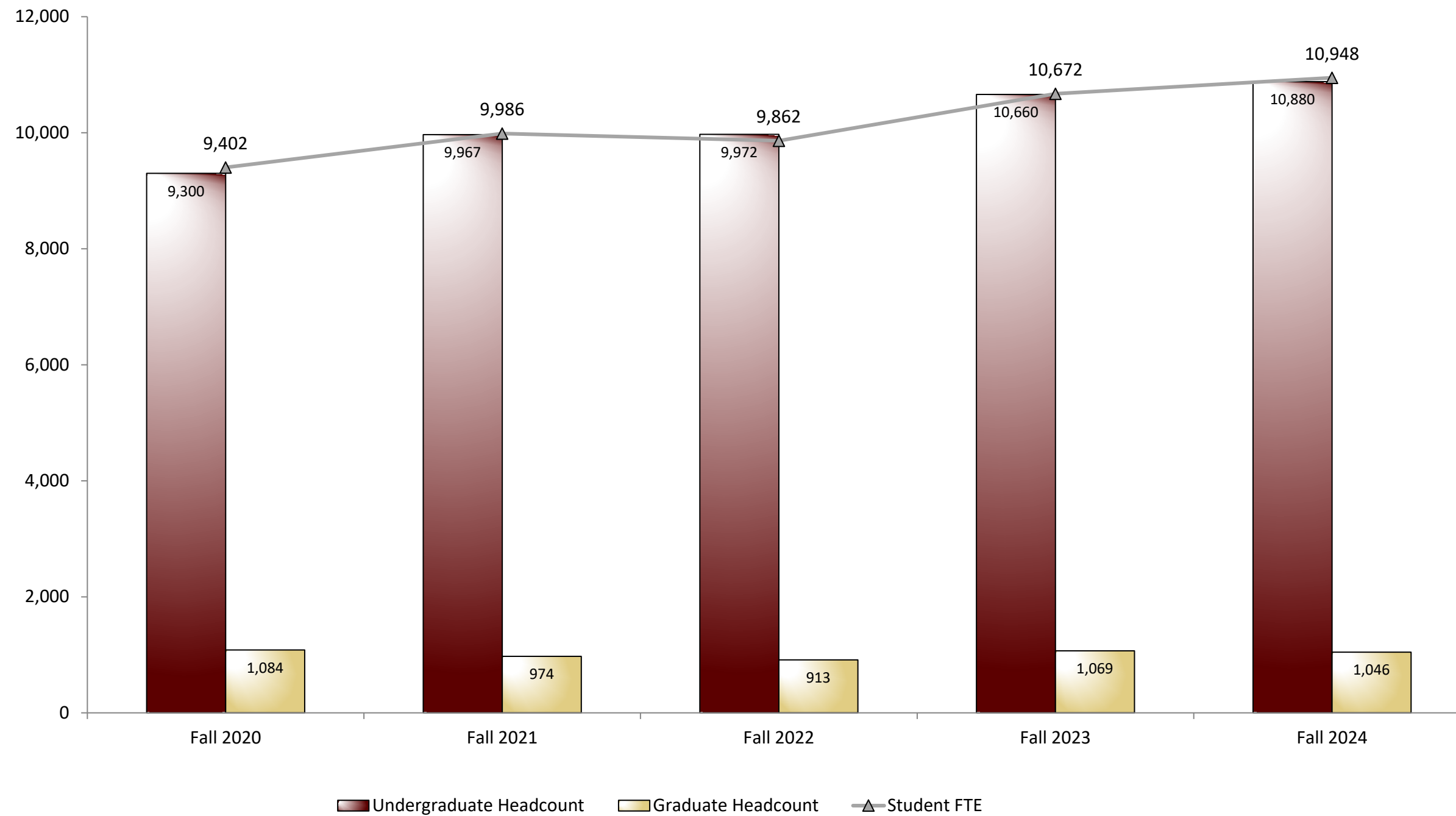
# APPENDIX



# STUDENT ENROLLMENT



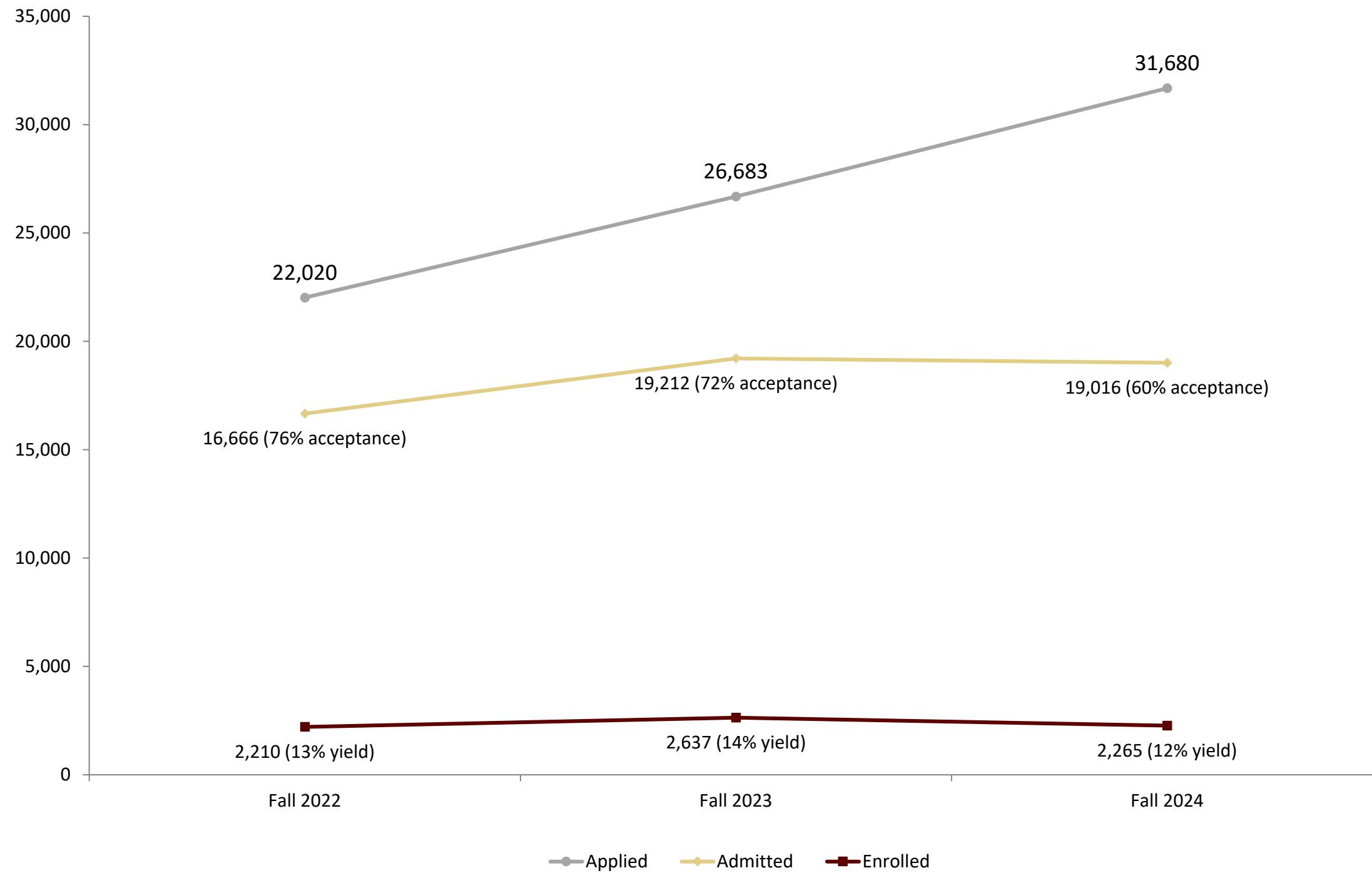
Headcount and Student Full-Time Equivalents  
Fall Semesters



# ENROLLMENT CONTINUED

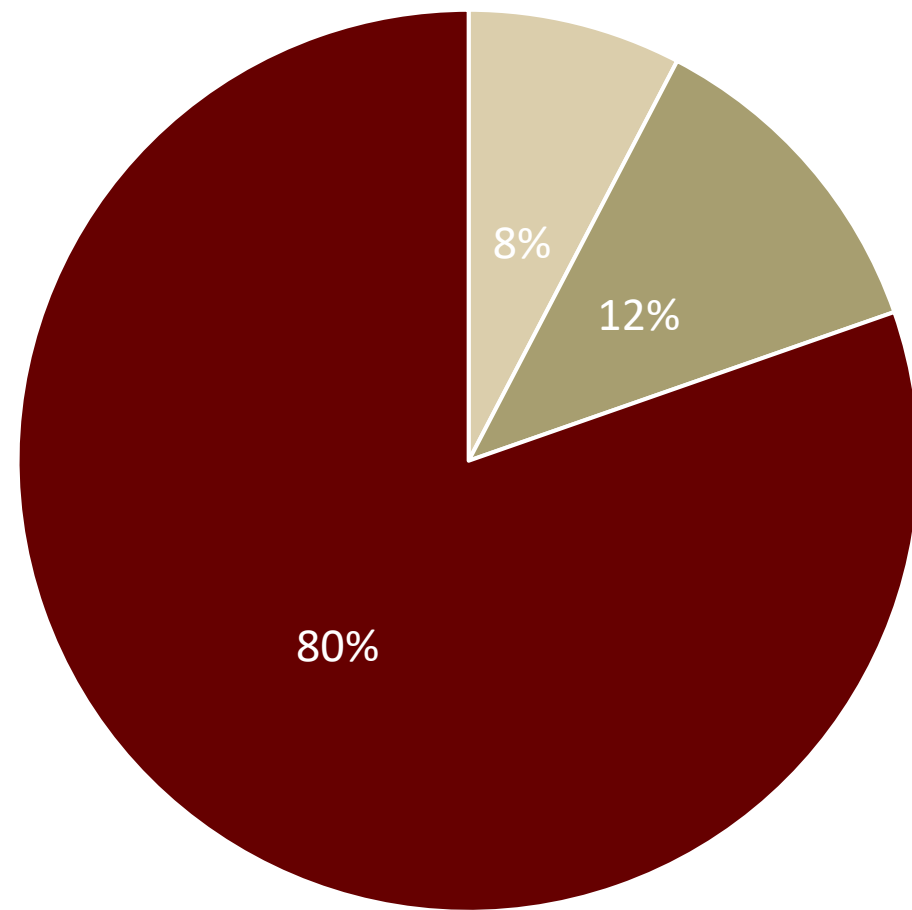


Applied, Admitted and Enrolled Students  
Fall Semesters



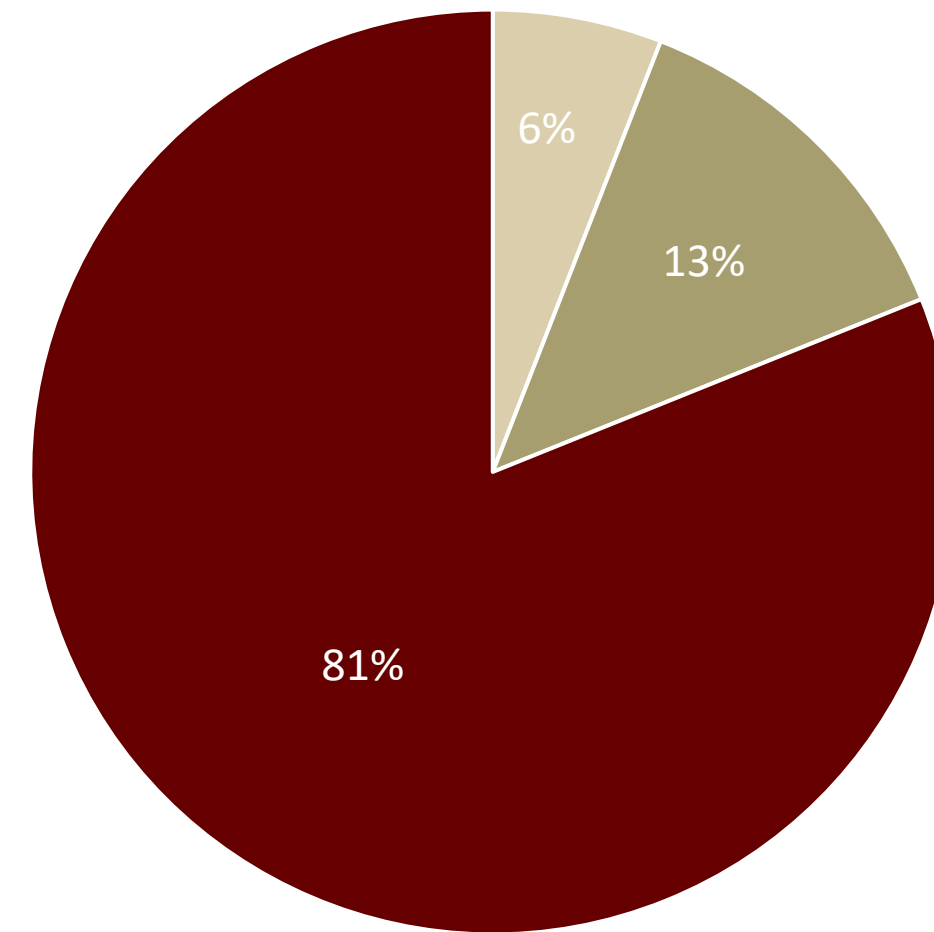
# Minority student enrollment

## Fall 2019



■ African-American ■ Other URM ■ White, Unknown, Foreign

## Fall 2024



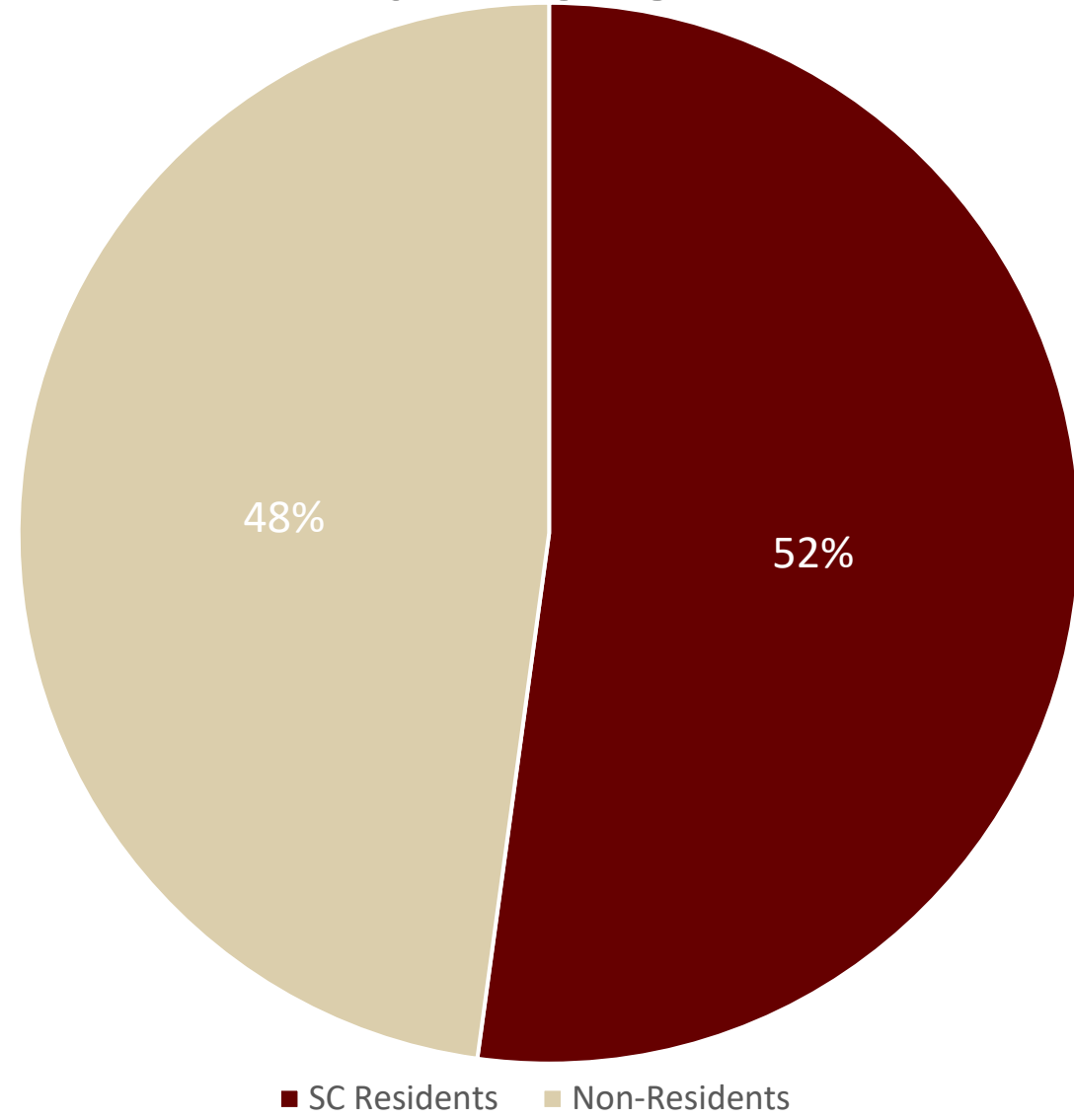
■ African-American  
■ Other URM  
■ White, Unknown, Foreign



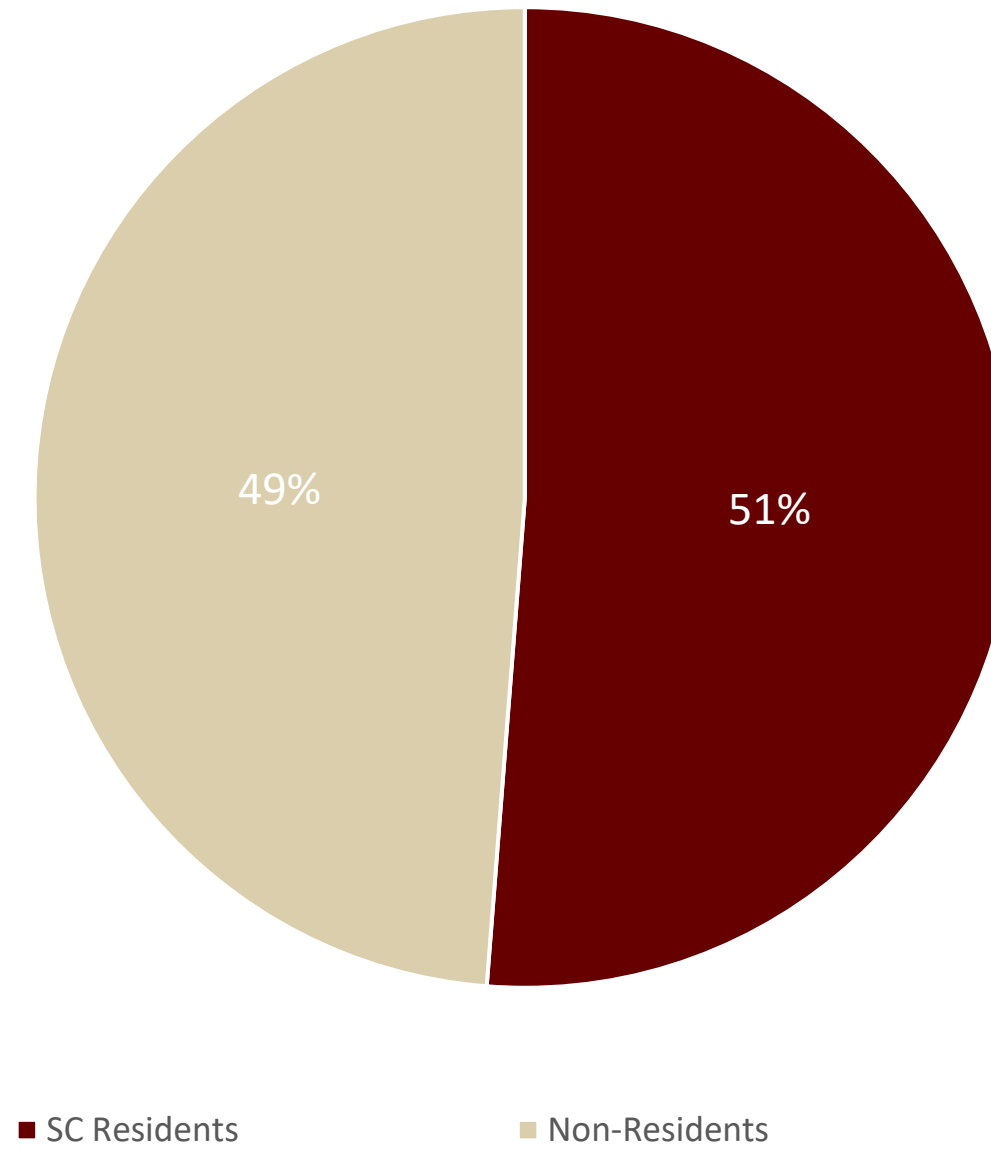
# Students By geographic Residency-Headcount



## Fall 2023



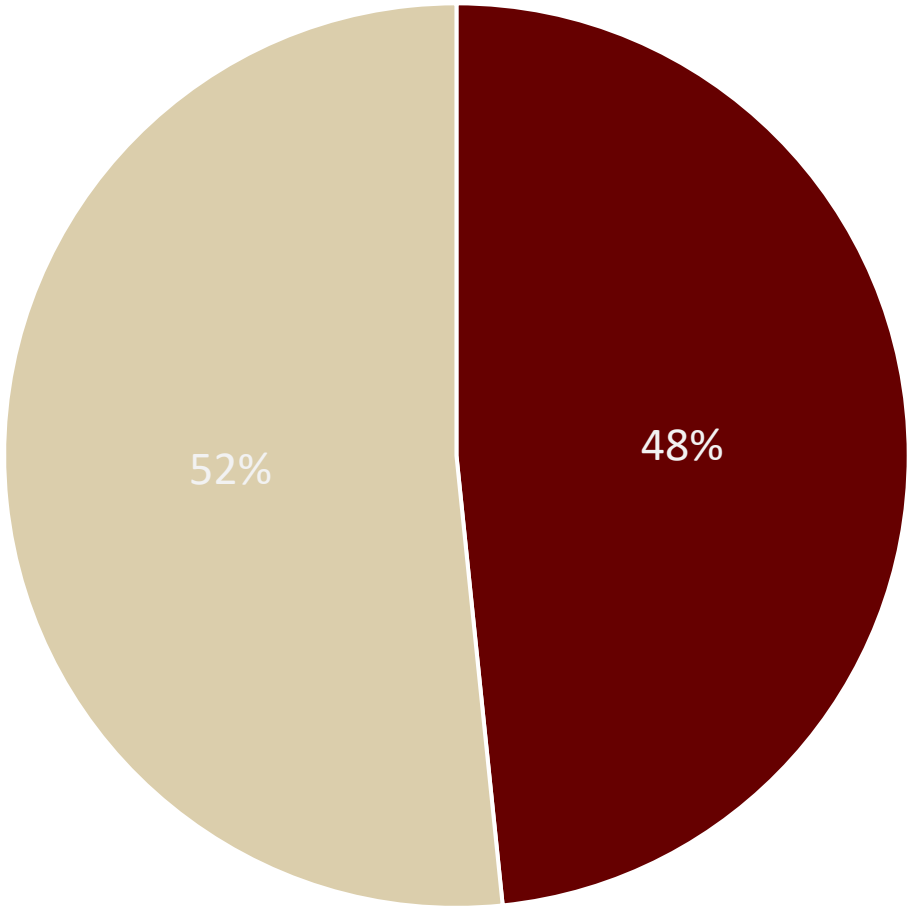
## Fall 2024



# Students By geographic Residency-fte

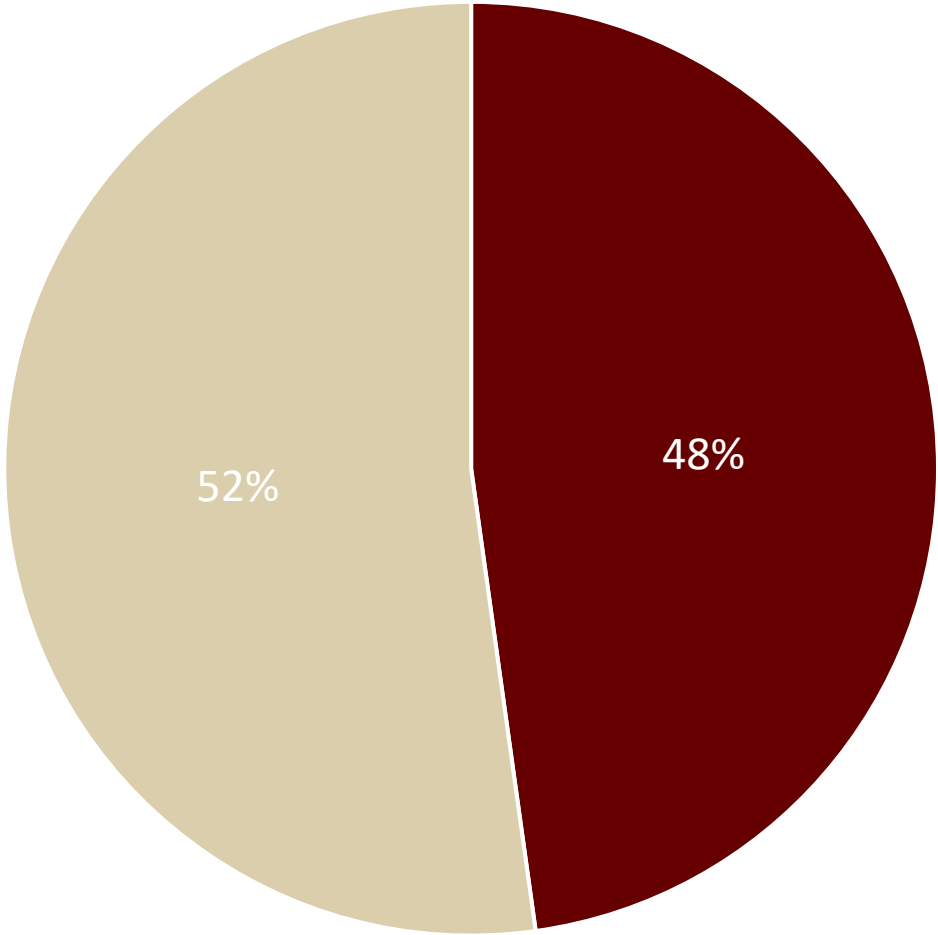


### Fall 2023



■ SC Residents ■ Non-Residents

### Fall 2024

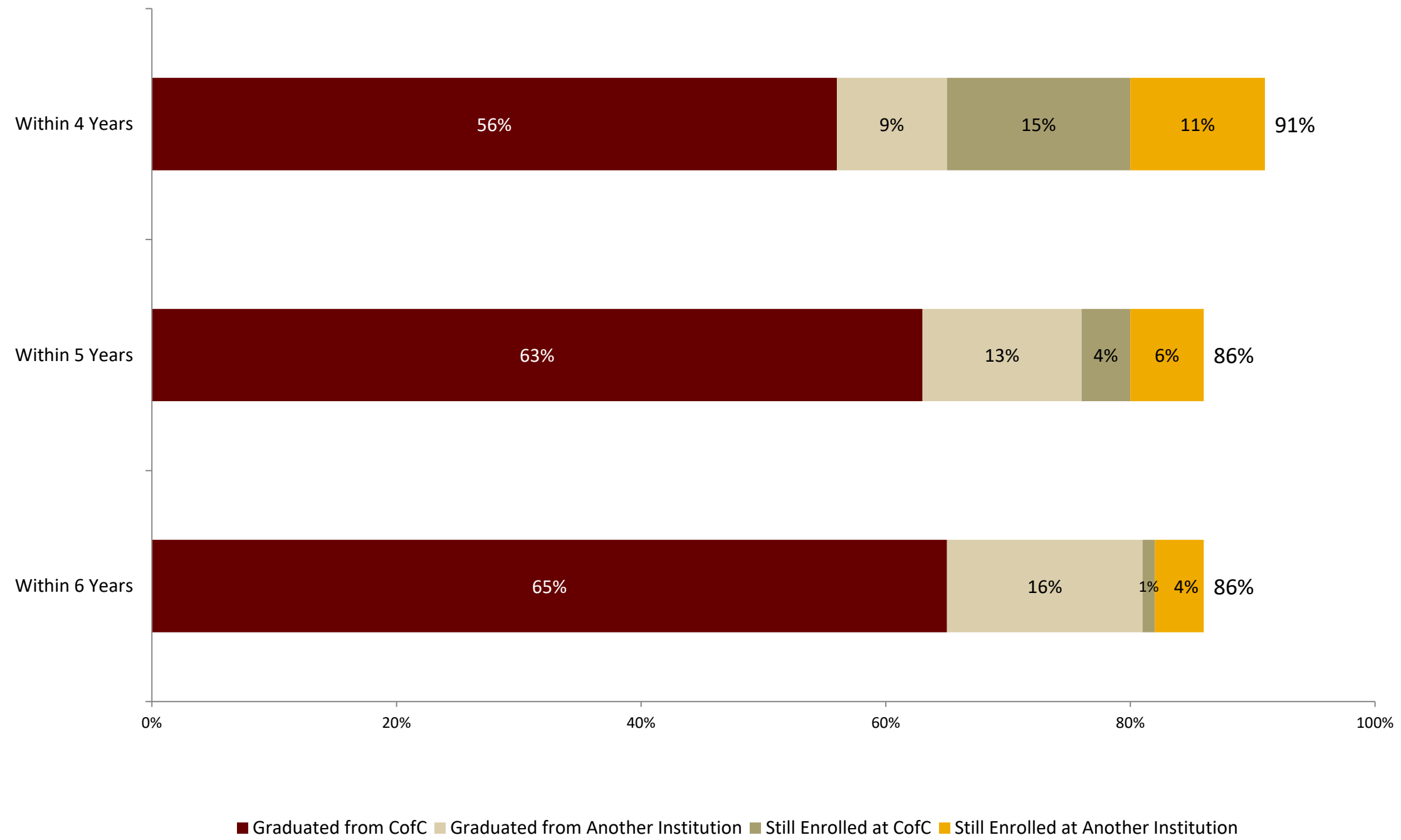


■ SC Residents ■ Non-Residents

# STUDENT SUCCESS/GRADUATION RATE



Students Success and Progress Rate  
First-Time Full-Time Students Starting Fall 2018



# TUITION HISTORY



	UNDERGRADUATE				
	2020-2021	2021-2022	2022-2023	2023-2024	2024-2025
<u>FULL-TIME FEES (12 -16 HOURS)</u>					
COLLEGE FEES	\$ 4,459	\$ 4,459	\$ 4,459	\$ 4,459	\$ 4,459
ECOLlective FEE	10	10	10	10	10
SECURITY FEE (SPRING 2016)	50	50	50	50	50
TUITION FEE	-	-	-	-	-
CAPITAL IMPROVEMENT FUND	906	906	906	906	906
ATHLETICS	664	664	664	664	664
HEALTH SERVICES	85	85	85	85	85
STUDENT ACTIVITIES	85	85	85	85	85
<b>TOTAL IN-STATE</b>	<b>\$ 6,259</b>	<b>\$ 6,259</b>	<b>\$ 6,259</b>	<b>\$ 6,259</b>	<b>\$ 6,259</b>
PERCENT INCREASE FROM PRIOR YEAR	<u>0.00%</u>	<u>0.00%</u>	<u>0.00%</u>	<u>0.00%</u>	<u>0.00%</u>
OUT-OF-STATE DIFFERENTIAL	\$ 10,165	\$ 10,730	\$ 11,410	\$ 11,940	\$ 12,659
<b>TOTAL OUT-OF-STATE</b>	<b>\$ 16,424</b>	<b>\$ 16,989</b>	<b>\$ 17,669</b>	<b>\$ 18,199</b>	<b>\$ 18,918</b>
PERCENT INCREASE FROM PRIOR YEAR	<u>0.00%</u>	<u>3.44%</u>	<u>4.00%</u>	<u>3.00%</u>	<u>3.95%</u>
FULL-TIME PLUS PER CREDIT HOUR (ABOVE 16 HOURS) IN-STATE	\$ 80	\$ 80	\$ 80	\$ 80	\$ 80
FULL-TIME PLUS PER CREDIT HOUR (ABOVE 16 HOURS) OUT-OF-STATE	\$ 120	\$ 120	\$ 120	\$ 120	\$ 120

# 2024-2025 TUITION & FEE SCHEDULE

Full-Time Fees (12 Hours or More)	Undergraduate	Graduate	
		Tier 1	Tier 2
College Fees	\$4,459	\$6,120	\$6,120
eCollective Fee	10	10	10
Security Fee	50	50	50
Capital Improvement Fee	906	906	906
Athletics	664	664	664
Health Services	85	85	85
Student Activities	85	85	85
<b>Total Resident</b>	<b>\$6,259</b>	<b>\$7,920</b>	<b>\$7,920</b>
<b>Non-Resident Differential</b>	<b>\$12,659</b>	<b>\$0</b>	<b>\$2,556</b>
<b>Total Non-Resident</b>	<b>\$18,918</b>	<b>\$7,920</b>	<b>\$10,476</b>
Full-Time Plus per credit hour (Above 16 hours) Resident	\$80	\$88	\$88
Full-Time Plus per credit hour (Above 16 hours) Non-Resident	\$120	\$132	\$132
<b>Part-Time Fees (11 Hours or Less)</b>			
Per Credit Hour Resident	\$522	\$660	\$660
Per Credit Hour Non-Resident	\$1,577	\$660	\$873

# 2024-2025 TUITION & FEE SCHEDULE (cont'd)



Per Semester	Undergraduate	Graduate
Library Fee (Part-Time)	\$5	\$5
Library Fee (Full-Time, UG <30CH)	\$30	\$0
Library Fee (Full-Time, UF>=30CH) (G=FT)	\$60	\$60
Technology Fee (First Year)	\$130	\$0
Technology Fee (Upperclasses)	\$170	\$170
Graduation Fee	\$25	\$25

# SCHOLARSHIPS

Federal	Awards	Amount
Pell Grant	2,134	\$ 11,580,937
SEOG Grant	485	612,797
TEACH Grant - Graduate	2	5,187
TEACH Grant - Undergraduate	6	22,632
<b>Totals</b>	<b>2,627</b>	<b>\$ 12,221,553</b>

State	Awards	Amount
Palmetto Fellows Scholarship	475	3,369,258
Palmetto Fellows Enhancement	177	434,879
LIFE Scholarship	2,056	9,906,904
LIFE Scholarship Enhancement	357	863,979
HOPE Scholarship	335	831,600
SC Need Based Grant	1,462	4,481,712
Teacher Loan Program	34	176,556
Teacher Fellows Program, Prof. Emp.	10	3,000
Teaching Fellows Program	57	316,350
Call Me MISTER	15	85,000
National Guard Grant	15	67,375
Computer Scholarship Fund Recruitment	16	60,000
Other	64	105,899
SC College Transition Program	4	36,237
<b>Totals</b>	<b>5,077</b>	<b>\$ 20,738,749</b>

# SCHOLARSHIPS (cont'd)

Institutional	Awards	Amount
Athletic Grant-in-aid	226	\$ 5,725,572
Abatement: Full	36	788,040
Abatement: Partial	2,446	14,825,802
Abatement: Graduate	137	2,954,903
4% Waivers	5,741	10,828,952
Other Waivers	217	2,387,241
Foundation Scholarships	1,112	4,389,409
Auxillary Funding	8	13,750
Grants & Sponsored Programs	2	15,400
Pep Band	42	13,290
SPECTRA	65	372,405
Other	267	381,351
Other-Academic	758	4,403,038
<b>Totals</b>	<b>11,057</b>	<b>\$ 47,099,153</b>

Other	Awards	Amount
Non-Institutional Aid	789	\$ 4,046,518
<b>Totals</b>	<b>789</b>	<b>\$ 4,046,518</b>

Totals	Awards	Amount
Federal	2,627	\$ 12,221,553
State	5,077	20,738,749
Institutional	11,057	47,099,153
Other	789	4,046,518
<b>Totals</b>	<b>19,550</b>	<b>\$ 84,105,972</b>



# 4% WAIVER AND ABATEMENT REPORT

		21-22			22-23			23-24		
Name of Program	Level	All Students	SC	NR	All Students	SC	NR	All Students	SC	NR
4% Waivers	Freshman	1073	412	661	1115	461	654	1755	508	1247
	Sophomore	1070	568	502	1139	581	558	1267	634	633
	Junior	919	571	348	1047	604	443	1174	656	518
	Senior	1400	968	432	1421	942	479	1520	946	574
	Other	27	25	2	24	22	2	65	32	33
	<b>Total</b>		<b>4489</b>	<b>2544</b>	<b>1945</b>	<b>4746</b>	<b>2610</b>	<b>2136</b>	<b>5481</b>	<b>2776</b>
Abatement: Full	Freshman	8		8	5		5	4		4
	Sophomore	22		22	10		10	12		12
	Junior	45		45	5		5	11		11
	Senior	69		69	82		82	42		42
	<b>Total</b>		<b>144</b>		<b>144</b>	<b>102</b>		<b>102</b>	<b>69</b>	
Abatement: Partial	Freshman	794		794	751		751	1223		1223
	Sophomore	400		400	480		480	545		545
	Junior	250		250	328		328	430		430
	Senior	218		218	254		254	468		468
	<b>Total</b>		<b>1662</b>		<b>1662</b>	<b>1813</b>		<b>1813</b>	<b>2666</b>	

# OUTSTANDING DEBT

	Maturity date	Payment date	Rate	FY25 Principal and Interest Payments	Original Amounts	Principal Due After FY25 Payments
Series 2012A (Refunding 2002A- Kelly House) (Refunding 2002C- McAlister Hall)	4/1/2032	10/1/2024 4/1/2025	2.00-4.00%	\$ 197,372 1,542,372 <u>1,739,744</u>	\$ 25,630,000	\$ 10,675,000
Series 2013A (Refunding 2003D - Dorm Renovation) (Refunding 2003D - Parking Deck)	4/1/2033	10/1/2024 4/1/2025	3.00-4.00%	85,494 575,494 <u>660,988</u>	12,510,000	4,525,000
Series 2013B (Refunding 2004B - Academic Buildings / Student Center)	4/1/2034	10/1/2024 4/1/2025	2.00-5.00%	261,603 1,616,603 <u>1,878,206</u>	24,835,000	14,285,000
Series 2014A (Hollings Science Center Renovation Expansion)	4/1/2044	10/1/2024 4/1/2025	3.00-5.00%	853,669 2,378,669 <u>3,232,338</u>	54,255,000	42,885,000
Series 2017A (Refunding 2007C - George / Liberty Street Project)	4/1/2037	10/1/2024 4/1/2025	3.00-5.00%	614,512 2,494,512 <u>3,109,024</u>	42,705,000	29,960,000
Series 2017B (Refunding 2007D - Arena, Science Center, School of the Arts)	4/1/2037	10/1/2024 4/1/2025	3.00-5.00%	457,003 1,842,003 <u>2,299,006</u>	31,345,000	21,975,000
Series 2021A (Refunding 2011A - New Science Center)	4/1/2037	10/1/2024 4/1/2025	2.00-5.00%	364,525 1,579,525 <u>1,944,050</u>	24,075,000	19,555,000
Series 2021B (Simons Center)	4/1/2051	10/1/2024 4/1/2025	2.00-5.00%	612,094 1,577,094 <u>2,189,188</u>	43,190,000	41,305,000
				<u>\$ 17,052,544</u>	<u>\$ 258,545,000</u>	<u>\$ 185,165,000</u>

# EMPLOYEE DATA



## IPEDS Employee Counts

All Employees on the Payroll as of November 1st of Each Reporting Year

IPEDS Employee Category*	2020	2021	2022	2023	2024
Full-time faculty	511	509	505	524	524
Full-time staff permanent	879	823	805	844	874
Full-time staff temporary	61	58	26	21	25
All full-time employees	1,451	1,390	1,336	1,389	1,423
Part-time faculty	298	309	333	341	328
Part-time staff	109	111	168	181	195
Graduate Assistants	154	174	155	147	149
All part-time employees	561	594	656	669	672
<b>Total</b>	<b>2,012</b>	<b>1,984</b>	<b>1,992</b>	<b>2,058</b>	<b>2,095</b>

Source: IPEDS Human Resources

\*IPEDS includes permanent and temporary positions and classifies employees under a full- or part-time category.


IPEDS categorizes librarians as staff so the faculty counts above only represent regular faculty positions.

# EMPLOYEE DATA

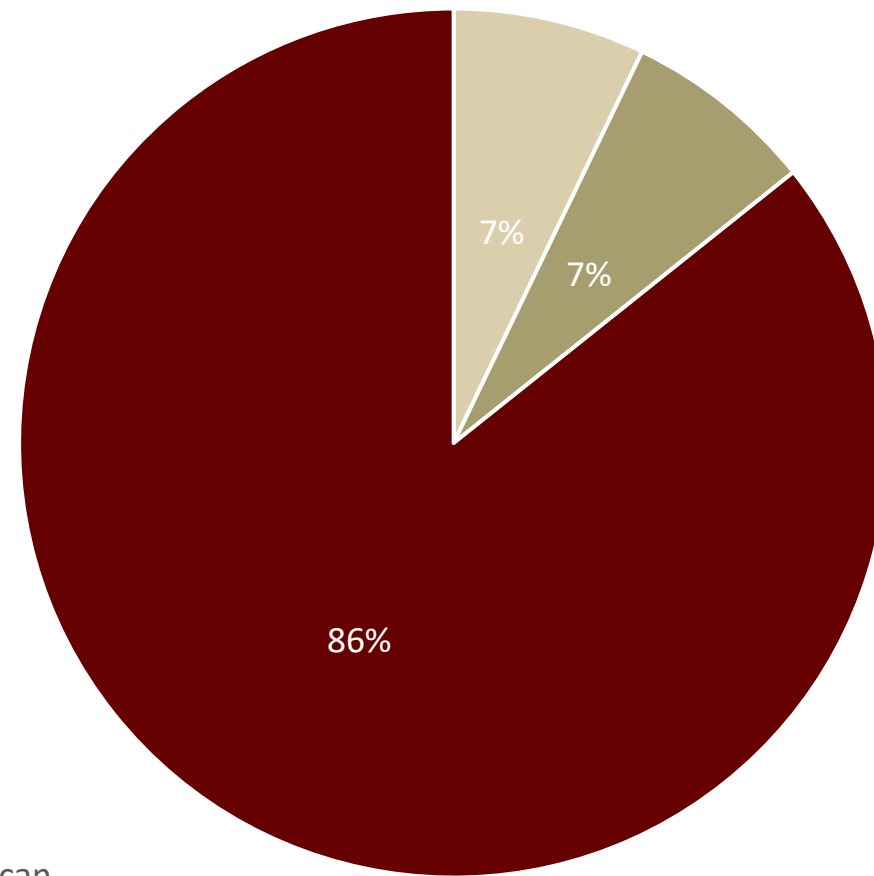


	Authorized	Vacant
State FTE	488.38	99.14
Other FTE	925.80	245.091
Federal FTE	0	0
Total FTE	1,414.18	344.231

# EMPLOYEE DATA (CONT'D)

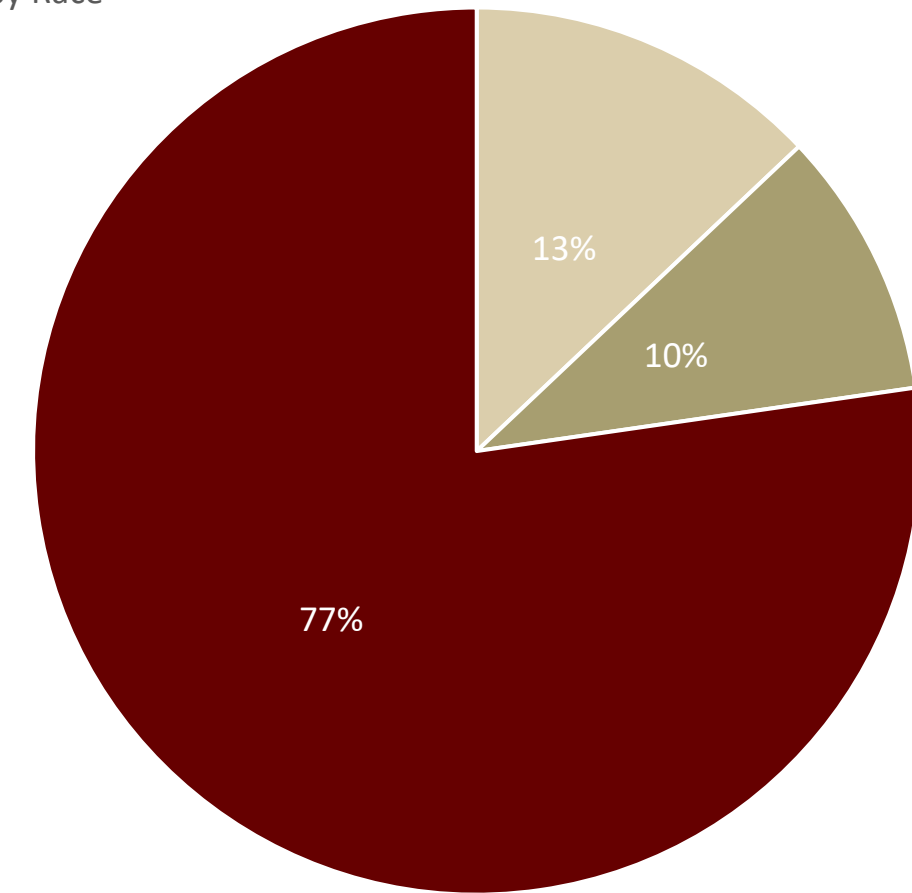


Administrators Distribution by Race  
Fall 2024



- African-American
- Other URM
- White, Unknown, Foreign

Employee Distribution by Race  
Fall 2024



- African-American
- Other URM
- White, Unknown, Foreign

# Capital Plan

- The size and historic nature of the College of Charleston campus is both an asset and a challenge.
- The College has 158 owned and leased buildings totaling 3.7 million square feet.
- With an average age of 112 years, over half (55%) of our buildings are over 100 years old.
- We maintain an active capital and maintenance campaign.
- We have a universal Capital Improvement Fee as part of our full tuition/fee structure.
  - The current fee is \$906/semester generating \$18.4M/FY
  - \$622 of the \$906 is currently pledged for debt service
  - The balance of the fee is used to fund on-going capital projects and maintenance - \$284/semester

# Capital Projects

## Active Projects:

- 54 Active Capital Projects
- Current Budget \$240.6M
- Expensed \$125M

## Revenue Sources:

- Capital Improvement Funds, Revenue Bonds, College Fees, Designated Department Funds, General Fund Appropriations, Federal Disaster Relief Funds, Housing –Auxiliary Enterprises, Insurance Claims, Lottery Funds, Master Lease Program, Private Funds, Capital Renewal Funds.



# Capital Projects

Active Capital Project 2025	Current Budget	Expensed	Status
0653 - CRAIG MECHANICAL ROOM RENOVATION	\$1,280,000.00	\$1,099,117.64	FINAL COMPLETION
0655 - COFC PATRIOTS POINT COMPLEX ROOFING AND RTU REPLACEMENT	\$538,395.00	\$469,945.47	FINAL COMPLETION
0662 - SSMB ENVELOPE REMEDIATION	\$176,643.47	\$38,469.84	CONSTRUCTION DOCS
0666 - 40 COMING - EGRESS STAIR REPLACEMENT	\$130,000.00	\$22,799.88	CONSTRUCTION DOCS
0667 - SOTTILE THEATRE ROOF REPAIRS AND REPLACEMENT	\$720,450.00	\$417,817.68	SUBST COMPLETION
0668 - COFC BASEBALL TURF REPLACEMENT	\$1,517,000.00	\$1,482,998.36	FINAL COMPLETION
0669 - COMING STREET PIAZZA REPAIRS	\$500,000.00	\$421,859.53	OCCUPANCY
0672 - COFC TENNIS CENTER RENOVATION	\$1,500,000.00	\$1,480,430.90	CONSTRUCTION
0673 - PATRIOTS POINT BASEBALL SCOREBOARD RENOVATION	\$778,090.00	\$754,256.26	FINAL COMPLETION
0674 - CAMPUS ACCESS CONTROL, PHASE 2	\$1,200,000.00	\$609,868.47	PROJECT APPROVED
0675 - PATRIOTS POINT BASEBALL FIELD FENCING, PADS & BATTERS EYE REPLACEMENT AND REPAIR	\$279,400.00	\$67,104.97	FINAL COMPLETION
0676 - BEATTY CENTER ENVELOPE REMEDIATION	\$1,097,800.00	\$776,264.87	PROJECT APPROVED
0677 - SIMONS CENTER OF THE ARTS - THEATER UPGRADES	\$557,900.00	\$4,384.65	PROJECT APPROVED
0678 - 298 MEETING SELECTIVE EXTERIOR FACADE REPAIRS	\$150,000.00	\$69,579.97	FINAL COMPLETION
0679 - 86 WENTWORTH EXTERIOR ENVELOPE REPAIRS	\$1,735,000.00	\$50,056.25	PROJECT APPROVED
0680 - BLACKLOCK SELECT RESTORATION 2023	\$630,408.00	\$10,000.00	PROJECT APPROVED
0681 - GEORGE AND LIBERTY STREET APARTMENT MECHANICAL UPGRADES	\$975,975.00	\$32,784.86	PROJECT APPROVED
0682 - ADDLESTONE LIBRARY SUITE 129 CONVERSION	\$165,800.00	\$98,623.48	OCCUPANCY
0683 - HARBOR WALK WEST UPGRADES FOR ENGINEERING PROGRAM	\$259,500.00	\$116,172.83	PROJECT APPROVED
0684 - CHICKFILAHVAC	\$220,000.00	\$18,150.00	PROJECT APPROVED
0687 - COLLEGE LODGE ABATEMENT	\$652,000.00	\$-	PROJECT APPROVED
9650 - SIMONS CENTER FOR THE ARTS RENOVATION	\$54,000,000.00	\$48,823,063.67	OCCUPANCY
9660 - LESENE HOUSE RENOVATION	\$2,800,000.00	\$2,648,940.13	OCCUPANCY
9668 - MCALISTER RESIDENCE HALL 2021 RENOVATION	\$34,000,000.00	\$33,079,182.55	CONSTRUCTION
9671 - SILCOX ENVELOPE REPAIRS AND FIRST FLOOR RENOVATION CPIP 2019 YEAR 1 PROJECT 5	\$6,000,000.00	\$5,753,359.67	FINAL COMPLETION
9670 - MULTICULTURAL CENTER RENOVATION	\$2,000,000.00	\$1,561,941.56	CONSTRUCTION
9669 - ADDLESTONE LIBRARY ENVELOPE REPAIRS & INTERIOR MODIFICATIONS	\$3,999,900.00	\$2,928,330.20	SUBST COMPLETION
9674 - ELECTRICAL GRID INFRASTRUCTURE UPGRADES	\$4,838,000.00	\$1,599,323.21	PH2 APPROVED
9675 - CRAIG RESIDENCE HALL 2022 RENOVATION	\$13,000,000.00	\$7,220,970.35	CONSTRUCTION
9676 - CENTRAL ENERGY FACILITY AND PIPING INFRASTRUCTURE UPGRADES	\$15,000,000.00	\$584,539.82	PH2 APPROVED
9677 - STERN STUDENT CENTER RENOVATION AND ADDITION	\$42,000,000.00	\$2,054,078.25	CONSTRUCTION DOCS
9678 - BERRY RESIDENCE HALL AND HONORS PROGRAM RENOVATION	\$11,000,000.00	\$4,039,866.95	CONSTRUCTION
9679 - 58 GEORGE COMPLEX RENOVATION	\$5,750,000.00	\$335,597.59	CONSTRUCTION DOCS
9680 - BUIST RESIDENCE HALL 2024 RENOVATION	\$14,500,000.00	\$5,098,128.86	CONSTRUCTION
9681 - GRICE MARINE LAB ANNEX RENOVATION	\$5,700,000.00	\$132,650.00	CONSTRUCTION DOCS
9687 - 176 LOCKWOOD EXTERIOR REPAIRS	\$2,300,000.00	\$25,698.96	CONSTRUCTION
9683 - SOTTILE THEATER ENVELOPE, SAFETY, AND HVAC UPGRADES	\$3,560,000.00	\$3,275.25	PH2 SUBMITTED
9686 - 81 WENTWORTH STREET LAND PURCHASE	\$20,000.00	\$-	PH1 APPROVED
9688 - PROJECT 205 LAND ACQUISITION	\$20,000.00	\$84,950.00	PH1 APPROVED
9689 - PROJECT 205 LAND SITE DEVELOPMENT	\$1,980,000.00	\$-	PH1 APPROVED
MF100 - CAMPUS WIDE FIRE EGRESS STAIR EVALUATION & INSPECTION	\$100,000.00	\$-	PROJECT APPROVED
MF101 - ENGINEERING STUDY FOR THE REPLACEMENT OF THE SPECIAL COLLECTIONS VAULT HVAC	\$30,000.00	\$15,366.00	PROJECT APPROVED
MF102 - RANDOLPH HALL SUITE 105 ABATEMENT & MOISTURE REMEDIATION '24	\$192,240.00	\$-	SUBST COMPLETION
MASTER FY24 MAINTENANCE FUND CAPITAL PROJECT	\$519,077.00	\$12,096.50	PROJECT APPROVED
MF104 - 11 GLEBE - SELECT EXTERIOR REPAIRS WATER DAMAGE - '23	\$30,000.00	\$23,522.00	DESIGN/PROGRAMMING
MF105 - JOHNSON CENTER ROOF AND INTERIOR REPAIR	\$275,000.00	\$2,002.50	CONSTRUCTION
MF106 - 26 COMING STREET REFRESH	\$54,000.00	\$52,940.98	FINAL COMPLETION
MF107 - JOHNSON & SILCOX HVAC UPGRADES	\$60,000.00	\$-	FINAL COMPLETION
MF109 - 329 KING STREET STOREFRONT REPLACEMENT	\$300,000.00	\$-	PM REVIEW
MF110 - STREET REALIGNMENT	\$55,000.00	\$-	DESIGN/PROGRAMMING
MP100 - 32 GEORGE KGI LIFE SAFETY UPGRADES	\$730,470.00	\$200,687.14	SUBST COMPLETION
OLD RANDOLPH - MF24101.1 - RANDOLPH HALL SUITE 105 ABATEMENT & MOISTURE REMEDIATION '2	\$337,240.00	\$82,931.25	SUBST COMPLETION
MP102 - 16 ABULLST - COTTAGE UPFIT '23 - EXT AND ABATEMENT	\$218,000.00	\$193,565.25	FINAL COMPLETION
MP103 - 20 GLEBE - SELECT PLUMBING REPAIRS - ATTIC	\$100,000.00	\$93,700.00	CONSTRUCTION
MP104 - JC LONG 3RD FLOOR REFRESH	\$68,955.00	\$-	SUBST COMPLETION



# Capital Renewal

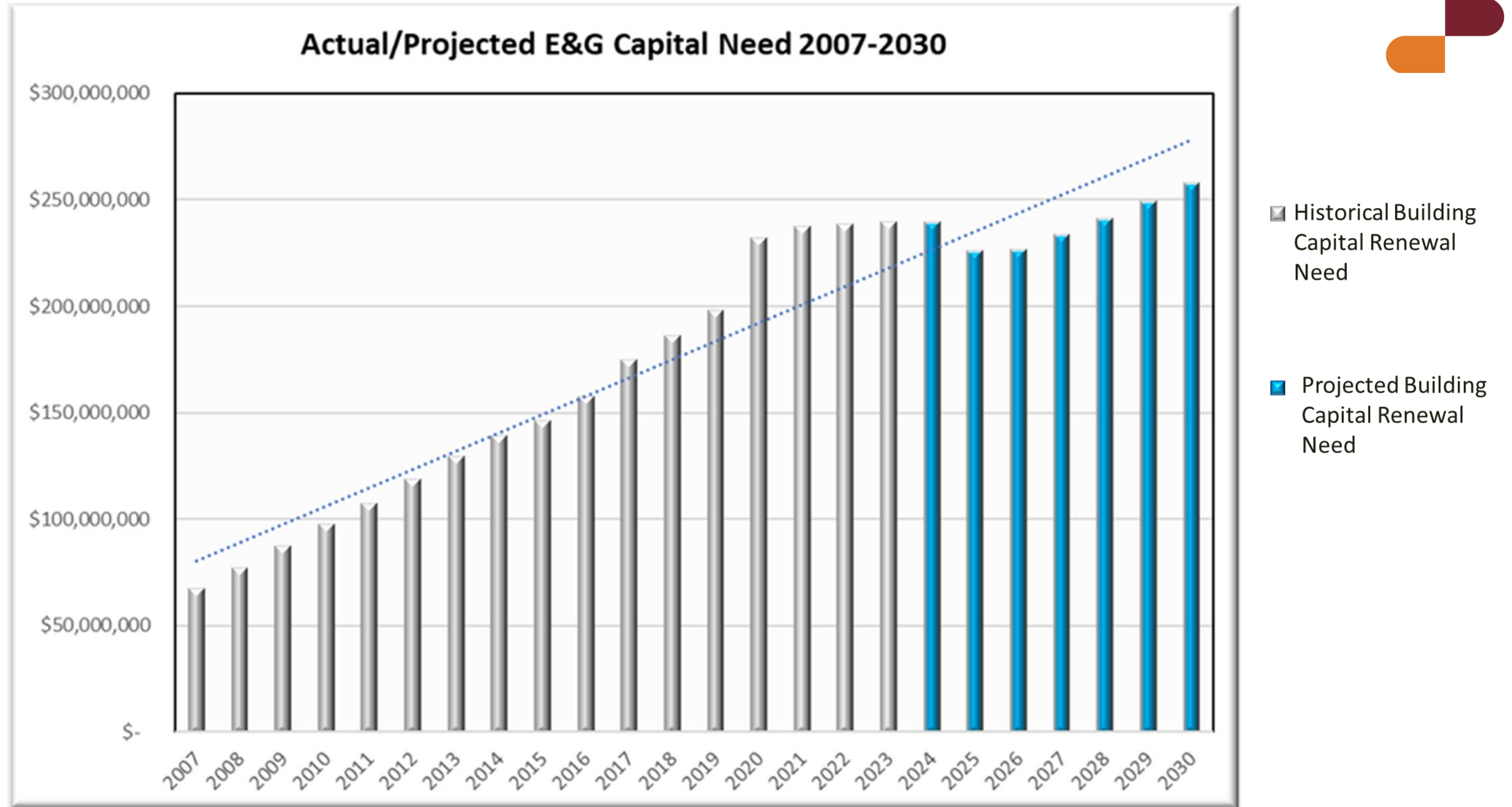
- \$33.75 million E&G capital renewal investment FY20 – FY25
- E&G Facilities:
  - ✓ \$190 million to get to a 90% condition (acceptable)
  - ✓ \$120 million to get to an 80% condition
- All Facilities: \$315+ million to get to a 90% condition
- Average building condition code for all buildings = 67 (0 to 100)
- Continue to invest at least \$4M annually with FY25 increase to \$10M
- Pursue capital project funding that will address building renovations and related renewal needs
- Significant investments in HVAC and Building Envelope Systems

# Capital Renewal Investments FY20-FY25



- **Special Funds:** HEERF, 250<sup>th</sup> Anniversary, Patriots Point \$6.5M
- **Capital Renewal Internal Maintenance Funds:** \$24.5M
- **Annual Beautification Funding:**  
FY24 \$1M  
FY25 \$1M
- **Classroom Refresh Funding:**  
FY20 - FY24 \$750k
- **Total Investment thru the period FY20 – FY25 \$33.75M**

# Capital Renewal



**Thank you for your time.**

**We are happy to answer any questions**

**Andrew Hsu, President**

**Paul Patrick, Chief of Staff**

**John Loonan, Chief Financial Officer**

